


English Edition

Fujisawa Living Guide

This Guidebook Provides Non-Japanese
Residents with Essential Information for Daily Life



Fujikyun♡, the Official Mascot Character
of 'the Heart-Throbbing City, Fujisawa'

City of
Fujisawa

September 2025 Issue – えいご 英語

Table of Contents



When You Need Help

1. Consultation Services 1



In Case of Emergency

2. Earthquake 2
3. Wind and Flood Damage 3
4. Fire 4
5. Emergency Medical Care 5



Daily Life

6. Garbage Disposal System 8
7. Utilities 10
8. Public Housing 11
Helpful Info ① Noise-related Issues
9. Air Pollution 12
10. Dangerous Wildlife 14



Notifications and Registrations

11. Resident Registration
and Notifications 15
12. Marriage Registration 17
Helpful Info ② Registration of Preferred Name
13. Seal 18
14. My Number 19



Health and Welfare

15. Fujisawa City Hospital
(*Fujisawa Shimin Byoin*) 20
Hospitals with medical Interpretation Service
Helpful Info ③ Types of medical institutions
16. National Health Insurance System 22
17. Medical Insurance System for
the Elderly Aged 75 and Above 27

18. National Pension System 29
Helpful Info ④ Neighborhood Council &
Neighborhood Association
19. Long-term Care Insurance System 31
20. Disability Related Certificates and Support
Programs for Persons with Disabilities 33
Helpful Info ⑤ Help Mark
21. Adult Health Services 36



Local Taxes

22. Local Taxes 40



Child Rearing

23. Pregnancy & Childbirth 42
24. Child Related Allowances 44
25. Child Rearing Support Programs 45
26. Child Health Services 51
27. Child Care & Education 54



Sister & Friendship Cities

28. Fujisawa's Sister & Friendship Cities .. 57

- Receiving Information from the City
- Guide to City Facilities; Community Centers, Libraries, and More
- Daily Life Information: Language, Work, and More
- City Hall Floor Guide





1. Consultation Services

A. The City of Fujisawa: Foreign Language Consultation

Fujisawa City Hall has full-time foreign language (Spanish/Portuguese/English) speaking consultation staffs that provide consultation about application procedures in the City Hall and everyday life.



Location	Correspondence language	Days	Hours
Citizen Counseling and Information Services Division on the 4 th floor of the Main City Hall Building ☎ 0466-50-3568	Spanish Portuguese	Mon-Fri	8:30am-12:00pm (Reception closed at 11:30am) 1:00pm-5:00pm (Reception closed at 4:00pm)
On the 2 nd floor of Shonandai Culture Center	Spanish Portuguese	Mon/ Tue/Fri	8:30am-12:00pm (Reception closed at 11:30am) 1:00pm-5:00pm (Reception closed at 4:00)

*Shonandai Culture Center does not accept phone counseling.

B. Kanagawa Prefecture: General Consultation for Foreign Residents

Consultations for foreign residents are provided on topics such as financial matters, legal concerns, visa issues, and education.

Location	Correspondent language	Office hours	☎Phone	Hours
Kanagawa Plaza for Global Citizenship “Earth Plaza” (Prefectural facility) (2 nd floor, Consultation room within Information Forum) (Closest Station: JR Hongodai Station)	Spanish	Friday	045-896-2895	9:00-12:00 13:00-17:00 (Must check in before 16:00)
	Portuguese	Wednesday/4 th Friday		
	English	1 st , 3 rd , 4 th Tuesday		
	Chinese	Thursday/ 1 st Tuesday		
	Korean	4 th Thursday		
	Vietnamese	1 st , 2 nd , 3 rd Friday 3 rd Tuesday		



C. Multilingual Support (Tagengo Shien) Center Kanagawa

Consultations on matters such as medical care, health and welfare, and child-rearing are available in foreign languages.

Location:

Tagengo Shien Center
Kanagawa on the 13th floor
of Kanagawa Kenmin
Center (Nearest station :
Yokohama)

☎Phone

045-316-2770

Office Hours:

9:00-12:00

13:00-17:15

	月 mon	火 tue	水 wed	木 thu	金 fri
English-英語	●	●	●	●	●
中文-中国語	●			●	
Tagalog-タガログ語	●	●	●	●	●
Tiếng Việt-ベトナム語	●	●		●	●
Español-スペイン語	●	●	●	●	●
Português-ポルトガル語	●		●	●	●
नेपाली-ネパール語	●		●		
ภาษาไทย-タイ語	●				●
한국 조선어-韓国・朝鮮語			●		
Bahasa Indonesia-インドネシア語	●				●
やさしいにほんご-やさしい日本語	●	●	●	●	●

2. Earthquake



There are many earthquakes in Japan. In order to reduce damages caused by an earthquake, each one of residents should have good preparation against earthquakes.

When an earthquake occurs

Ensure safety and secure escape routes

Stay under a table or desk and protect your head with a cushion or pillow.

Open the front door to secure the escape route.

Don't rush outside

Outside may not be safe as well, make sure to act calmly.

Extinguish fire without panic

Turn off gas appliances/stoves in use after the quake stopped. Electric appliances may also cause fire, so turn off the circuit breaker switch to prevent fire.

If fire starts, use an extinguisher to put out while it is still a small flame.

When evacuating, walk and don't approach a small alley or block wall

When you evacuate, watch out for roof tiles, window glasses, and signs falling from above and stay in a group as much as possible. Make sure not to go close to any dangerous places with fallen objects or concrete block wall which are likely to collapse.

Be aware of tsunami

In case you are near seaside and feel a quake, leave the place and escape immediately to an elevated area.

Follow the right information

Make sure to receive right information from radio broadcasting or from the City and act accordingly.

Cooperate with others to perform first aid

Be cooperative with others to apply first aid for those with minor injuries.



Daily countermeasures

Relation with neighbors

In order to mutually assist and behave properly in the event of a disaster, you should regularly participate in activities that are held by neighborhood council/neighborhood association, and become acquainted with neighbors.

Prepare emergency pack

You should prepare an emergency pack (backpack or other bags) that contains minimum required daily needs at the evacuation site and first aid kit.

Example items... Flashlight, gloves, portable radio, dry-cell batteries, water/food, portable toilet, etc.

Prevent fall of furniture

If your house is not damaged and safe to stay, it is not necessary to evacuate from the house. You should secure furniture with seismic brackets or other devices that prevent furniture from tipping over. Also, it is recommended to put window films on glass windows to prevent broken glass from flying.

Locate the nearest evacuation destination to your house

It is important that you check the route to the closest evacuation site from your house by Hazardon, the hazard prevention app, or by the hazard map.

• Designated emergency shelter... a shelter for evacuees who cannot return home due to a disaster to live.

• Designated emergency evacuation site for a large-scale fire... an evacuation site for a massive fire






The City of Fujisawa published a guidebook called "Disaster Prevention Guidebook in 7 Languages": Spanish, Portuguese, English, Chinese, Korean, Vietnamese and Japanese. You can obtain the guidebook on the official website of the City, and also a printed version is available at the City Hall and Community Centers.



3. Wind and Flood Damage

It is recommended to have a family discussion about what could be expected to happen when a typhoon approaches or a sudden torrential rain occurs.

Procedure for responding to wind and flood damage	
<p><input type="checkbox"/> Check around the house on a routine basis Make sure the potted plants and laundry poles are not to be blown by the wind. If a side ditch, downspout or other drain is blocked, a little rain may cause an overflow. Please sweep them on a routine basis.</p> <p><input type="checkbox"/> Collect weather information on TV, radio and internet The website of the City of Fujisawa, Disaster Prevention App “Hazardon” and the email newsletter distribution service, “Fujisawa Bosai Navi ~ Information on Disaster Prevention and Weather” will provide you with the weather advisory, warning and emergency warning also disaster prevention information. It is recommended to register for the service in advance.</p> <p><input type="checkbox"/> Do not approach dangerous places Make sure not to approach dangerous places such as beaches, rivers, steep slopes, underpasses.</p> <p><input type="checkbox"/> When evacuation information released, call out to each other in the neighborhood and evacuate Those who need extra time to evacuate, especially the elderly and people with disabilities, pregnant women, infants and other vulnerable people are encouraged to start evacuation when <Alert Level 3>: The elderly and vulnerable people start evacuation is issued.</p> <p><input type="checkbox"/> If you decide to evacuate</p> <ul style="list-style-type: none"> • Wear safe clothing and shoes that allow you to move easily and evacuate on foot with two or more people. • Evacuate along the elevated streets and watch for dangerous objects in the water. • Avoid any landslide disaster warning zones and evacuate safely. • Consider the elderly, children and other vulnerable people. <p><input type="checkbox"/> In case evacuating to the designated emergency evacuation site for flood/landslide victims is unsafe If water depth exceeds 50 cm, wait for the rescue at an elevated place.</p> <p><input type="checkbox"/> Help each other out If your house is flooded because of the flood, you might need to live in a shelter for an extended period. Be cooperative to each other.</p>	  

Alert Level	Evacuation actions	Evacuation information
Alert Level 5	Under life threatening situation. Ensure emergency safety and take the best action to save your life.	Ensure emergency safety
Alert Level 4 Everyone evacuate	Everyone needs to evacuate from dangerous area. If evacuation to a shelter seems to be dangerous, evacuate to a safe place nearby or the safer area in your house.	Evacuation instruction
Alert Level 3 The elderly/ vulnerable people evacuate	Those who require time for evacuation such as elderly people, people with disabilities, infants and other vulnerable people and their supporters should start evacuation from dangerous area. Others should also evacuate from such sites as needed.	The elderly and vulnerable people evacuate
Alert Level 2	To be prepared for an evacuation, check your own evacuation behavior by referring to the hazard map and other information.	Heavy rain/ Flood/ Tidal wave advisory advisory
Alert Level 1	Be prepared for a disaster.	Early advisory information

4. Fire



A. When a Fire Occurs

When a fire occurs, it is dangerous to try extinguishing just by yourself or by your family. Make sure to do the followings as soon as you can.

- ① Let your neighbors know that there is a fire…… “KAJI-DA!” (Fire!)
- ② Call the fire department at **119** (☛ **B. How to Call 119 in Emergency**)



If reporting to the fire station is delayed, the fire may grow larger, cause more damage, and may kill people in the worst case. You have to be careful not to cause a fire, and should always keep in your mind to “escape quickly” and “report quickly” in case of fire.

B. How to Call 119 (the Fire Department) to Report a Fire

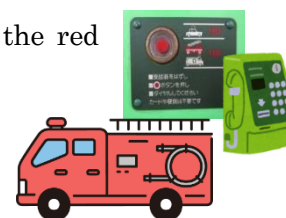


1. **From a mobile phone or home phone:** Dial **119** to call the fire department.—

From a public phone:

Phones with a red emergency button: Pick up the receiver and press the red emergency button on the front, then dial **119** to call the fire department.

Phones without a red emergency button: Just pick up the receiver and dial **119** to call the fire department.



2. **Information to provide:**



- ① That there is a fire “KAJI-DESU”
- ② Where is the fire (address)
- ③ What is burning (building, object, etc.)
- ④ Nearby landmark
- ⑤ Your name and phone number

You may speak to an interpretation operator in following languages:

English, Chinese, Korean, Portuguese, Spanish, Chinese, Thai, Vietnamese, Indonesian, Tagalog, Nepalese, German, French, Italian, Russian, Malayan, Burmese, Khmer, Mongolian, Sinhalese



C. How to Prevent Fires

Be aware of the following matters;

- ① Do not smoke in bed
- ② Do not place flammable items near a stove
- ③ Do not leave a cooking stove while cooking, and do not place items near a cooking stove
- ④ Clean electric plugs/outlets regularly, and unplug electric plugs when not used
- ⑤ Do not place flammable items around your house
- ⑥ Install residential fire alarms in the bedrooms etc., and inspect them every six months



D. How to Obtain Disaster Related Information Including Fires

Please call Disaster Information Telephone Service at Tel. 0466-25-0119 (in Japanese only).

5. Emergency Medical Care



A. In Case of a Medical Emergency (Sudden Illness or Serious Injury)



In case someone requires urgent medical attention due to sudden illness or serious injury, call **119** (fire department) for an ambulance. An ambulance service will take them to an emergency hospital or other medical institutions that can accept them.

You do not need to pay ambulance fee, but you have to bear the medical costs at the hospital.

You should not call an ambulance if you suffer a slight injury or illness; go to the hospital by yourself.

B. How to Call 119 in a Medical Emergency (How to Call the Fire Department for an Ambulance)



1. Information to provide on the phone:

- ① It is a medical emergency! "KYUKYUSHA WO ONEGAI-SHIMASU"
(Please call an ambulance)
- ② Your address or location (you should also tell the operator any landmark building near you)
- ③ What has happened...Condition or situation of sickness/injury
- ④ Your name and phone number



*The same steps and number applied as when you are reporting fire.

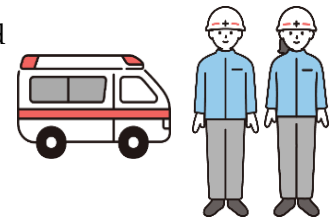
You may speak to an interpretation operator in following languages:

English, Chinese, Korean, Portuguese, Spanish, Chinese, Thai, Vietnamese, Indonesian, Tagalog, Nepalese, German, French, Italian, Russian, Malayan, Burmese, Khmer, Mongolian, Sinhalese

2. What to do when the ambulance arrives

If you hear an ambulance siren, the attendant should go outside and guide the ambulance.

Rescuers will ask to the attendant about the patient's condition of injuries or illnesses, so please be calm and answer.



You may speak to an ambulance crew in following languages using tablet translation device:

English, Chinese (simplified/traditional), Korean, Brazilian Portuguese, Spanish, Thai, Vietnamese, Indonesian, Nepalese, German, French, Russian, Malayan, Burmese



● Emergency Medical Center (Fujisawa City Hospital)

The Emergency Medical Center treats people with serious injuries or life-threatening conditions and is open 24 hours a day.

If someone becomes ill during the weekends/holidays or night-times, please visit a medical institution which provides holiday/night-time medical care. (☛"B. Holiday/Night-time Medical Care")

However, in case of sudden serious injuries or life-threatening illnesses, call **119** (the Fire Station) for an ambulance.



C. Holiday/Night-time Medical Care

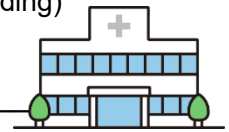
Medical emergency contact information

South holiday/night-time emergency care clinic

☎ 0466-23-5000/ 339-1 Katase, Fujisawa (In Fujisawa Medical Society Building)

North holiday/night-time emergency medical clinic

☎ 0466-88-7301/ 5527-1 Oba, Fujisawa (In Health Medical Center)



● Kanagawa Emergency Consultation Center (#7119)

If you are unsure what to do in case of a sudden illness or injury, you can call this number to receive advice on whether to call an ambulance or go to the hospital immediately.

Office hours	24 hours a day, every day
Contact	Dial #7119 If you cannot use #7119, please call the direct numbers: 045-232-7119 or 045-523-7119

Note: Please be careful not to dial the wrong number.

● Pediatric emergency phone consultation (Kanagawa Pediatric Emergency Dial)

You can consult with an operator about sudden illness of your child (This is not the consultation service provided by doctors).

Office hours	From 6:00 p.m. to 8:00 a.m. of the next morning, everyday	
Contact	From a mobile phone	☎ #8000
	From other type of phones	☎ 050-3490-3742

Note: Please be careful not to dial the wrong number.

D. Emergency Medical Information Card / Anshin Mimamori Card


You can write down information such as contact address, family doctor, chronic disease, and daily medication on this card which helps secure your safety.

The rescue crew will be able to conduct appropriate and quick rescue activities based on the information recorded on the card. If you post the card on a refrigerator door with a magnet, the card can be easily be found by paramedics in case of emergency. Also paramedics could get in touch with the relatives whose names are written on the card immediately.

The card is printed on the last page of the brochure, “Garbage Collection Schedule Calendar”. Please cut off the card from the page and use it.

《Contact (In Japanese)》

Community Health Care Promotion Division /
Chiiki Iryo Suisin Ka ☎ 0466-21-9993









● Emergency Medical Care at Night and on Holiday


* Please contact 0120-26-0070 ("Fujisawa Anshin Dial 24" (a health consultation hotline)/


Available Only in Japanese) after consultation hour.


	Mon - Fri		Saturday		Sunday & Holiday	
Hours of Operation	8:00pm~ 11:00pm	After 11:00pm	6:00pm~ 11:00pm	11:00pm~ 7:30am (Next morning)	9:00am~ 12:00am 1:00pm~ 5:00pm 6:00pm~ 11:00pm	11:00pm~ 7:30am (Next morning)
INTERNAL MEDICINE* 	North Holiday & Night Emergency Clinic	Contact <i>Fujisawa Anshin Dial 24</i> (Information provided only in Japanese)	South Holiday & Night Emergency Clinic And North Holiday & Night Emergency Clinic	North Holiday & Night Emergency Clinic (Prior contact required)	South Holiday & Night Emergency Clinic And North Holiday & Night Emergency Clinic	North Holiday & Night Emergency Clinic (Prior contact required)
PEDIATRICS* 		City Hospital (Contact 0466-25-3111 before visit)	City Hospital (Contact 0466-25-3111 before visit)	City Hospital (Contact 0466-25-3111 before visit)	City Hospital (Contact 0466-25-3111 before visit)	City Hospital (Contact 0466-25-3111 before visit)
SURGERY/ ORTHOPEDICS 	<ul style="list-style-type: none"> 8:00pm~8:00am (next morning) Contact <i>Fujisawa Anshin Dial 24</i> (Information provided only in Japanese) 		<ul style="list-style-type: none"> 1:00pm~8:00am (next morning) On-call medical institutions (Notified on "<i>Koho Fujisawa</i>") 		<ul style="list-style-type: none"> 9:00am~8:00am (next morning)/ 9:00am~5:00pm On-call medical institutions (Notified on "<i>Koho Fujisawa</i>") 	
OBSTETRICS and GYNECOLOGY 					<ul style="list-style-type: none"> 9:00am~5:00pm On-duty medical institutions (Notified on "<i>Koho Fujisawa</i>") 	

*Hours of internal medicine/pediatrics reception desk

Please contact the reception up until 30 minutes before the end of the operation hours.

 OTOLARYNGOLOGY	Sundays/Holidays 9:00am-12:00pm/1:00pm-5:00pm (Please contact by 4:30pm) On-call medical institutions (For more information, please contact ☎0466-88-7301)
--	--

 OPHTHALMOLOGY	Sundays/Holidays 9:00am-12:00pm/1:00pm-5:00pm (Please contact by 4:30pm) On-call medical institutions (For details contact ☎0466-23-5000/0466-88-7301)
---	---

 DENTISTRY	Sundays/Holidays 9:30am-12:00pm/1:00pm-4:00pm (Please contact by 3:30pm) Holiday Emergency Dental Clinic ☎0466-26-3310 / 2-10-6 Kugenuma Ishigami, Fujisawa (In Oral Health Center)
---	---

● Fujisawa Anshin Dial 24 (Only in Japanese)

 **TEL 0120-26-0070** (*When making a call, turn your caller ID on) **FAX 050-3816-3809**

Online Consultation (website) <http://fujisawa-anshindial24.jp/>

"Fujisawa Anshin Dial 24" is a toll-free consultation line on health-related issues serving **24 hours a day**.

- **Health Counseling** (Consultation of physical disorder or health concerns)
- **Medical Consultation** (Explanation on diseases, and advice on treatment and examination)
- **Nursing Consultation** (Questions and apprehension regarding nursing care)
- **Childcare Counseling** (Consultation and advice on pregnancy, delivery, parenting)
- **Mental Health Counseling** (Consultation and advice on stress and others)
- **For information and inquiry about medical institutions at night/holiday and consultation hours.**




6. Garbage Disposal System




The City of Fujisawa collects “garbage” and “recyclables” as the schedule below.



Type of Garbage	Collection Day	How to Dispose		
		Hour	Collection Point	Other Information
<ul style="list-style-type: none"> • Burnable garbage • Glass bottles/jars 	Twice a week (On designated days of the week)	 By 8:00am in the morning of the collection day	Single-family housing ---On the premises facing roadway Multi-family housing ---Assigned collection point on the premises	<ul style="list-style-type: none"> ○Put burnable garbage in a city-designated garbage bag (you can buy them at a pharmacy/supermarket in the city) and take it to the collection point. ○Put glass bottles/jars in a container such as a bucket and take it to the collection point.
<ul style="list-style-type: none"> • Unburnable garbage • Books/Papers • Plastic wares 	2-3 times a month (On a designated day of every other week)			<ul style="list-style-type: none"> ○Put unburnable garbage in a city-designated garbage bag (you can buy them at a pharmacy/supermarket in the city) and take it to the collection point. ○Bind books crisscross using plastic rope and take it to the collection point. ○Put miscellaneous recyclable paper in a paper bag and bind it crisscross using plastic rope and place it at the collecting site. ○Put plastic wares in any kind of clear or semi-transparent bag take it to the collection point.
<ul style="list-style-type: none"> • Plastic containers and wrappings • Waste cooking oil • Wastes requiring specific process 	Once a week (On a designated day of the week)			<ul style="list-style-type: none"> ○Put plastic containers/wrappings and wastes which require specific process for disposal in any kind of clear or semi-transparent bag and take it to the collection point. ○Pour waste cooking oil in a plastic bottle, put on a lid, and take it to the collection point.
• Cans/Pots & Pans	2-3 times a month (On a designated day of every other week)			<ul style="list-style-type: none"> ○Put cans in a container such as a bucket and take it to the collection point. ○For pots and pans, place them directly at the collecting site.
• PET/Plastic bottles				○Put PET/Plastic bottles in a container such as a bucket and take it to the collection point.



Types of Garbage	Collection Day	How to Dispose		
		Hour	Collection Point	Other Information
<ul style="list-style-type: none"> Other recyclable wastes (Newspaper/flyer/ cardboard/ drink cartons/ old clothes) 	2-3 times a month (On a designated day of every other week)	 7:00am 9:00am	Specific place assigned by neighborhood council/ association	If your residence falls under the 1 st block on “Garbage Collection Schedule Calendar”, take out newspaper/flyer on the same day as unburnable garbage to either of the followings: Single-family housing ---On the premises facing roadway Multi-family housing ---Assigned collection point on the premises
<ul style="list-style-type: none"> Large sized garbage (1 <i>no-fu ken</i> required) Special large sized garbage (2 <i>no-fu kens</i> required) 	Collected at individual household by request	Date requested at the time of application	Place requested at the time of application	Write your name or the reservation number on a pre-paid sticker called <i>no-fu ken</i> (500 yen each), and put it on the garbage. If you made your payment by a credit card, write your name or the reservation number on a sheet of paper and paste it on the garbage.
<ul style="list-style-type: none"> Pruned branches 				
<ul style="list-style-type: none"> Large plastic products 				
<ul style="list-style-type: none"> Used small home appliance products 			Collection boxes placed at City Hall, Community Centers etc.	There are 20 locations where collection boxes are placed: Community Centers (except for Branches), City Hall Main Building, Happe Park, Recycle Plaza Fujisawa, Ishinazaka Environmental Processing Office, Environmental Processing Center, Akibadai Cultural Gymnasium and Chichibunomiya Memorial Gymnasium. Dispose the products directly into the box.

The City of Fujisawa publishes a guiding brochure, “Garbage Collection Calendar” which gives you information about the types of garbage/recyclable waste and their collection day, and detailed instruction about disposing. The brochure is available at the reception counter of Fujisawa City Hall, Community Centers and other city facilities.



《 For requesting collection of large/special large garbage and recyclable wastes (pruned branches/large plastic wares) 》

Fujisawa-shi Kogyo Kosha Co., Ltd.

☎ 0466-23-5301 / FAX 0466-26-7684

《 Contact (In Japanese) 》

Environmental Processing Center / Kankyo Jigy Center ☎ 0466-87-3912

7. Utilities



If you start or stop using utilities due to moving in/out, notify each company in advance.

A. Electricity



Electricity is supplied at 100 volt/50 hertz in Kanagawa prefecture, including Fujisawa. Please be aware that electrical appliances which require other voltage cannot be used.

A circuit breaker may automatically trip if you used too many electrical appliances at a time and exceeded the contracted ampere capacity. In that case, turn off the power of all appliances and reset the circuit breaker. If your circuit breaker trips often, you can ask the electricity company to replace the circuit breaker with one with a larger capacity by changing the contract at no charge; however, your monthly electricity bill may be more expensive.



B. Water



Please contact the Kanagawa Prefectural Waterworks Customer Call Center when you want to start or stop using water service due to moving in or out.

In case you have a trouble with the water service, e.g., the water does not come out or there is a leak from the water pipe, please contact the Fujisawa Waterworks Office. In the event of a malfunction during the night or during the holidays, please contact Kanagawa Prefectural Waterworks Emergency Hotline.



«Contact (In Japanese)»

- Kanagawa Prefectural Waterworks Customer Call Center (when moving in/out)
☎ 0570-00-5959 (Office Hours: 8:30~19:00, Mon-Sat *Except Holidays and Dec. 29-Jan. 3)
- Fujisawa Waterworks Office (in the event of a malfunction) ☎ 0466-27-1211
- Kanagawa Prefectural Waterworks Emergency Hotline (in the event of a malfunction during the night/on holidays) ☎0570-03-2119 (Office hours: 17:15-8:30 next morning, Mon-Fri 8:30-8:00 next morning Sat, Sun, Holidays, December 29-January 3)

C. Gas



There are two kinds of gas supplies for homes; the “city gas” and the “LP (propane) gas”; and the gas supply is determined depending on the area you live in. Please use correct gas appliances for the particular gas.

Improper use of gas may cause a very dangerous situation. If you smelled gas, turn off the stove and open the windows. In such a case, do not use fire in the house or turn on the fans/electricity.

Please contact the gas company immediately, even if it is on the weekend or during the night, if you noticed any trouble with gas.



8. Public Housing



Public housing is a low-rent housing for those who have low incomes and need assistance in finding a house. There are “municipal housings” managed by the City of Fujisawa and “prefectural housings” managed by Kanagawa Prefecture. There are income limits and other criteria imposed for applying, and when the number of applicants exceeds the quota, it will be assigned by lottery.

A. Municipal Housing

Application Period	<ol style="list-style-type: none"> 1. Every July (Application notice will be on the city newsletter, “<i>Koho Fujisawa</i>” in June) 2. Every January (Application notice will be on the city newsletter, “<i>Koho Fujisawa</i>” in December) *If there are vacant housings after the application period, applications may be accepted occasionally. *Application notice for the housing will be on the city newsletter, “<i>Koho Fujisawa</i>”, official website of the city and official website of Kanagawa Estate Preservation Association (General Incorporated Association)/ (<i>Ippan Shadan Hojin</i>) <i>Kanagawa Tochi Tatemono Hozen Kyokai</i>.
Eligible Person	<ol style="list-style-type: none"> 1. The applicant must be an adult 2. A person who has continuously registered as a resident in the city for more than one year, or, who has been employed in the city for more than one year AND his/her round-trip commuting time exceeds four hours 3. A married couple (including an engaged couple, a couple in common-law marriage, and a couple who has the Fujisawa City Partnership Oath Receipt), a family consists mainly of parents and children, or a single person who meets certain criteria. *However, unnaturally separated household is not admitted to move in 4. A person whose situation meets the conditions (reason of needing assistance to find housing, etc.) specified by the city

«Contact (In Japanese)»

Fujisawa Municipal Housing Section, Kanagawa Estate Preservation Association (General Incorporated Association) / (*Ippan Shadan Hojin*) *Kanagawa Tochi Tatemono Hozen Kyokai*
☎ 0466-43-7732

B. Prefectural Housing

Kanagawa Prefecture accepts applications for the housings twice a year in May and November. Also, in order to enlarge the application opportunities, there is a type of application which is accepted constantly. For more information, please contact below.




«Contact (In Japanese)»

Kanagawa Estate Preservation Association (General Incorporated Association) / (*Ippan Shadan Houjin*) *Kanagawa Tochi Tatemono Hozen Kyokai* ☎ 045-201-3673

Helpful Info ① Noise-related Issues

Daily life noise may cause a problem among residents because houses are close to each other in Japan.

Your neighbors might think that it is noisy if you play music loudly, chat in a loud voice in the middle of night or use laundry machine or vacuum in the early morning and late at night. Running around in the room of a multifamily building such as condominiums (or “mansions” in Japanese term) or apartment buildings may be considered as noise for those who live downstairs.



9. Air Pollution



A. Photochemical Smog

Photochemical smog is an atmospheric phenomenon, caused by a pollutant “photochemical oxidant”, which tends to occur during the warm season (between April and October), on a sunny day with a light wind.



Photochemical smog may cause pains in head, eyes, nose and throat.

○ If you have troubles with eyes, nose or throat...

- Wash eyes and gargle
- Refrain from conducting intense outdoor activities, such as swimming or running
- Rest indoors, and go to the hospital if necessary.

○





When a photochemical smog warning is issued, the City of Fujisawa announces it through the government disaster prevention radio system, the city’s disaster prevention information website “Fujisawa Bousai Navi”, “Fujisawa Bousai Navi” on X (formally Twitter), Radio Shonan (FM radio broadcasting), and J:COM Shonan (Cable TV).


There is also “Fujisawa E-mail Newsletter Service” (only in Japanese) which transmits disaster and weather information by e-mail. Please refer to the city’s official website for registration.

☛ How to subscribe to the Fujisawa E-mail Newsletter Service:

[<http://www.city.fujisawa.kanagawa.jp/kouhou/shise/koho/sonota/m-magazine/index.html>]

Alert and warning information can be obtained via the Telephone Service or the website of Kanagawa Prefecture (in Japanese)

● Telephone Service ☎ 050-5306-2687	
● Kanagawa Environmental Research Center, “Measurement results of continuous air pollution monitoring”	
● Fujisawa Bousai Navi (Disaster Prevention Information)	
● Fujisawa Bousai Navi on X (formally Twitter)	



B. Particulate Matter (PM2.5)

Particulate Matter is a very small particle of less than 2.5µm (micrometer) in diameter that floats in the atmosphere, and its effects on human health are concerned. In addition to the major sources of particulate matter, such as industrial boilers and motor vehicles, there are also natural sources such as soil and volcanic ashes.

Kanagawa Prefecture announces a “high concentration forecast” at 8:00 and 13:00 if the day’s particulate concentration level is expected to be high.



When a high concentration forecast is issued...

- Avoid going outside unless you have an urgent need
- Refrain from conducting intense outdoor activities, such as running
- Minimize opening windows to prevent inflow of outside air
- Special caution should be taken for small children, elderly and those who have respiratory and/or cardiac diseases.

When a high concentration forecast of particulate matter is issued, the City of Fujisawa announces it through the government disaster prevention radio system, the city's disaster prevention information website "Fujisawa Bousai Navi", "Fujisawa Bousai Navi" on X (formerly Twitter), Radio Shonan (FM radio broadcasting), and J:COM Shonan (Cable TV). As same as the case with photochemical smog, "Fujisawa E-mail Newsletter Service" (only in Japanese) also provides information.

High concentration forecast can be obtained via the Telephone Service or the website of Kanagawa Prefecture (in Japanese)

- Telephone Service ☎ 050-5306-2687
- Kanagawa Environmental Research Center,
"Measurement results of continuous air pollution monitoring"
<http://www.pref.kanagawa.jp/sys/taikikanshi/kanshi/realtime/index.html>
- Fujisawa Bousai Navi (Disaster Prevention Information)
<http://bosaiinfo.city.fujisawa.kanagawa.jp/>
- Fujisawa Bousai Navi on X (formerly Twitter)
https://x.com/Bousai_Fujisawa



C. Open Burning



Open burning or burning things outside is legally prohibited.

The smoke and odor from open burning may cause a trouble with the neighbors and also becomes a cause of air pollution. Please follow the rules for disposing of garbage.

D. Stop Engine Idling

It is a practice to stop the engine of a vehicle while pulling over for boarding or loading/unloading to reduce fuel waste. It helps prevent air/noise/odor pollution and global warming as well.



«Contact (In Japanese)»

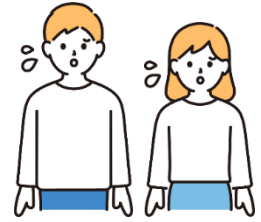
Environmental Conservation Division / *Kankyo Hozen Ka* ☎ 0466-50-3519

10. Dangerous Wildlife



Do not feed wild animals or birds. Their droppings may make the area unclean. It is also prohibited by law an unauthorized person from capturing wild animals, including killing or picking eggs.




Hornets, kites and raccoons are especially dangerous, because they may attack people.




A. Hornet



Hornets are venomous, and their stings can be extremely dangerous. If you find a hornet nest like the one shown in the photos below, do not approach it. Instead, contact a professional for safe removal. *A fee may apply, so please inquire in advance.* Wasp nests can be removed using wasp insecticide.

Hornet Nests	Paper Wasp Nest
<div style="display: flex; justify-content: space-around;">   </div> <p>Feature 1: Round shaped Feature 2: Has a single entrance hole</p>	 <p>Feature: Has many holes like a shower nozzle</p>

B. Kite



Kites might come flying toward you to steal food when eating outside near the shores. Their beaks and talons may hurt you when they snatch your food. Please be very cautious when kites are flying above the spot.



C. Raccoons/Palm civets/Pallas's squirrel (Taiwanese squirrel)



Raccoon



Palm civet



Pallas's squirrel (Taiwanese squirrel)

Raccoons and palm civets may enter your house in the attic, for example, and leave droppings and urine.

The city lends cages to capture raccoons, palm civets or Pallas's squirrel (Taiwanese squirrels). Please contact Environmental Conservation

Division.



«Contact (In Japanese)»

Environmental Conservation Division / Kankyo Hozen Ka ☎ 0466-50-3519

11. Resident Registration



Foreign nationals who have a residence status valid for more than 90 days and plan to stay in Japan for over one year must file a Resident Registration. You may complete the procedure at the Citizen Service Center (1st floor, City Hall Main Building), Community Centers (except for Fujisawa and Muraoka Community Centers) or Ishikawa Branch.

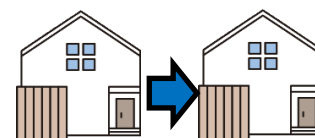
A. Moving to Fujisawa from Abroad



Notification Period	For those who have just entered Japan, within 14 days from the date of moving in. For those who have stayed in Fujisawa for some time, within 14 days from the date of permission on your residence card.
Notifier	The person him/herself or a member of the same household
Required Documents	<input type="checkbox"/> Residence Card <input type="checkbox"/> Passport <input type="checkbox"/> In the case the householder of the same household is a foreign national, an official document that proves the relationship between the person and the householder, and a Japanese translation of the document. (If not submitted, the family relationship might not be mentioned accurately on the residence certificate.)

B. Change of Address

(Moving into/Moving out of/Moving within Fujisawa)



A notification of “Change of Address” is required when the address has changed.

Notification of Moving-in (Moving into Fujisawa from another municipality)

Notifying Period	Within 14 days from the date of moving-in
Notifier	The person him/herself or a member of the same household
Required Documents	<input type="checkbox"/> Residence Card or Special Permanent Resident Certificate <input type="checkbox"/> Certificate of Moving Out (a document issued by the municipality that you have moved-out of) <input type="checkbox"/> My Number Card (if you possess) <input type="checkbox"/> In the case the householder of the same household is a foreign national, an official document that proves the relationship between the person and the householder, and a Japanese translation of the document. (If not submitted, the family relationship might not be mentioned accurately on the residence certificate.)


12. Marriage Registration



If a foreign national marries to a Japanese citizen, following documents are required.

A. Getting Married in Japan

- Marriage Registration
- Certificate(s) of eligibility for marriage (issued by embassies or other foreign government offices in Japan) and its Japanese translation
- Nationality Certificate (passport is acceptable) and its Japanese translation
- Birth Certificate and its Japanese translation



B. Notifying Marriage Outside Japan

- Marriage Registration
- Marriage Certificate (issued by the country the couple married in) and its Japanese translation
- Nationality Certificate (passport is acceptable) and its Japanese translation
- Birth Certificate and its Japanese translation

When you are submitting foreign certificates, please prepare original documents. The translator must write his/her name at the end of Japanese translation. Documents written above are those required for basic marriage registration procedure. However, it may require extra time or additional documents depending on the nationality/condition of the marriage partner. Please consult with the Family Registration Section before registering your marriage.

«Contact (In Japanese)»

Family Registration Section, Citizen Service Center

/ Shimin Madoguchi Center, Koseki Jimu Tanto ☎ 0466-50-8267

Helpful Info ⓘ Registration of Alias (Preferred Name)

If you register an alias, it will appear on your residence certificate and My Number Card. You will also be able to register a seal by the name.

You can register an alias at the Citizen Service Center (1st floor, City Hall Main Building), Community Centers (except for Fujisawa and Muraoka Community Centers) or Ishikawa Branch. For registration, please bring your Resident Card or Special Permanent Resident Certificate, and two or more documents, such as a Health Insurance Card showing/issued under the name you wish to register in your daily life.

13. Seal



When signing a contract or filling out an official document in Japan, you will need to sign your name and stamp your personal seal. A seal functions as a signature in Western countries. Most Japanese people have personal seals called “*Inkan*” for formal use, and “*Hanko*” for more casual, everyday use.

Seal shops and stationery stores sell ready-made seals with common Japanese family names. These may not include foreign names, but you can order a custom-made seal with a name you would like to have carved.



A. Seal Registration

For important contracts, such as purchasing or selling of real estate (e.g., a house or land) or a vehicle, you cannot use an unregistered personal seal (*Inkan*). In such cases, you must use a registered seal called “*Jitsuin*” which must be registered in advance at the City Hall.



A foreign national who is 15 or older, and has completed resident registration can register a seal.

Applicant	The person him/herself
Service counter	Citizen Service Center (1st floor, City Hall Main Building), Community Centers (except for Fujisawa and Muraoka Community Centers) or Ishikawa Branch.
Required Document and Item	<input type="checkbox"/> Residence Card or Special Permanent Resident Certificate <input type="checkbox"/> Seal to be registered <div style="border: 1px solid black; padding: 5px; margin-top: 10px;"> <p>Such seals CANNOT be registered;</p> <ul style="list-style-type: none"> * A seal which does not show the registered name or alias for the residence certificate * A seal of which diameter is less than 7mm or larger than 25mm * A seal made of rubber or synthetic resin and be easily deformed * A seal which produces unclear (illegible) impression </div>

Once the procedure is completed, you will receive a Seal Registration Card, which will be necessary when getting a Seal Registration Certificate.

B. Seal Registration Certificate

For important contracts, you will need both your registered personal seal and a Seal Registration Certificate. The certificate proves that the seal is officially registered

Service Counter	Citizen Service Center (1st floor, City Hall Main Building), Community Centers (except for Fujisawa and Muraoka Community Centers) or Ishikawa Branch.
Required Document	Seal Registration Card

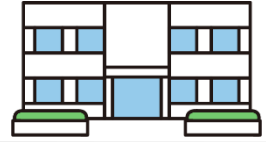


«Contact (In Japanese)»

Resident Affairs Section, Citizen Service Center

/ Shimin Madoguchi Center, Jyumin Tanto ☎ 0466-50-8268

14. My Number



My Number is an important identification number that will be necessary while living in Japan. If you have just immigrated from overseas, you will receive a letter notifies your My Number by mail to the address on your residence certificate after filing a Residence Registration.

A. My Number Card

My Number Card is a plastic card with your name, address, date of birth, gender, photo of your face (infants under 1 year old are exempt from photo submission) on the surface and your My Number on the back.



A foreign national who wants to have a My Number Card issued can apply by mail, website or at the counter. When applying by mail or website, use the My Number Card issuance application form included in the letter that notified your My Number.

Applicant	Applicant him/herself, Legal representative (a guardian of adult, or, if under 15 years old, a person in parental authority or a guardian of minor)
Service Counter	Citizen Service Center on the 1st floor of the City Hall Main Building, Northern Service Counter (Ito-Yokado Shonandai Store)
Required Documents	<input type="checkbox"/> Identification document such as Residence Cards <input type="checkbox"/> My Number Notification card (if you possess) <input type="checkbox"/> My Number Card issuance application form <input type="checkbox"/> Face photo for certification (Length 45mm×width 35mm, taken within 6 months, facing front, no hat nor background, infants under 1 year old are exempt from submission) <input type="checkbox"/> Identification document of the legal representative, such as Residence Card (if a legal representative files application) <input type="checkbox"/> Document that shows the parent-child relationship etc. and proves that you are a legal representative (if a legal representative files application)



After filing an application, you will be notified when the card is ready. Please make an appointment and come to the city counter (where you have specified) with the necessary items written in the notification.

B. Renewal of Period of Stay on My Number Card


If you renew the period of your stay of residence, please renew your My Number Card at the at city service counter before it expires. (The validity period of My Number Card will not be renewed automatically even when the period of your stay was renewed.)



Service Counter	Citizen Service Center (1st floor, City Hall Main Building), Northern Service Counter (Ito-Yokado Shonandai Store), Community Centers (except for Fujisawa and Muraoka Community Centers) or Ishikawa Branch
Required Documents	<input type="checkbox"/> My number card <input type="checkbox"/> Renewed Residence

《Contact (In Japanese)》 Resident Affairs Section in Citizen Service Center
 / Shimin Madoguchi Center, My Number Tanto TEL 0466-50-8269

15. Fujisawa City Hospital (*Fujisawa Shimin Byoin*)



- ☎ Phone : 0466-25-3111
- 📍 Address : 2-6-1 Fujisawa, Fujisawa
- Number of beds : 530 beds for general patients
6 beds for infectious disease patients

Here



Transportation Guide

- ① By Train: Get off at “Fujisawa Honmachi Station” of Odakyu Enoshima Line and walk for about 10 min.
- ② By Bus: Take bus with one of following signs <藤(Fuji)08, 藤 10, 藤 13, 藤 45, 藤 46, or 藤 58 > via “Fujisawa Shimin Byoin” from JR Fujisawa Station North Bus Terminal and get off at “Fujisawa Shimin Byoin” bus stop. The bus arrives in front of the hospital.

○○

A. Outpatient Clinic

Fujisawa City Hospital accepts patients on referral basis from local medical institutions. Please be sure to make an appointment (by going through a referral procedure or a phone consultation with Fujisawa City Hospital) and come to the hospital.

- Consultation Days: Mon-Fri (Except Holidays and Year end/New Year)
- Consultation Hours: Vary according to appointment.



If you don't have a referral from a local medical institution, you will be charged an extra fee in addition to the medical cost.

If you are insured, make sure to bring the health insurance card. Otherwise, you are responsible for the full charge of your medical cost.

◆ Specialized Outpatient Clinic

If a local medical institution determines that a patient requires a special treatment or a detailed examination, they will contact the “Outpatient Appointment Center” at the City Hospital and go through a referral appointment procedure. In such a case, please follow the doctor's instruction and come to the hospital with a referral letter on the scheduled date.

● Departments ●

Respiratory Medicine, Cardiology, Gastroenterology, Nephrology, Transplant Nephrology, Neurology, Diabetes and Endocrinology, Hematology, Rheumatology, Dermatology, Psychiatry, Palliative Care Medicine, Breast Surgery, Respiration Surgery, Cardiovascular Surgery, Gastroenterological Surgery, Urology, Kidney Transplant Surgery, Neurosurgery, Orthopedics, Plastic Surgery, Ophthalmology, Otorhinolaryngology, Obstetrics and Gynecology, Rehabilitation, Radiation Therapy, Anesthesiology, Dentistry and Oral Surgery

◆ Pediatrics

The hospital accepts patients without referrals from local medical institutions and examine on first come first served basis.

(Reception Hours: 8:30am~11:00am)



B. Visiting Patient in Hospital (Get-well Visit)

When you visit a patient in Fujisawa City Hospital, please go to the visitor reception desk on the 1st floor of the East Building, and write your address and name on the visitor card. After completing the reception procedure and receiving a visitor badge, you can proceed to the inpatient ward. The hospital may place a restriction on visiting patients due to prevalence of an infectious disease or other reasons. It is recommended that you check the hospital website etc. before visiting.

- Visiting hours ● 3:00 pm - 7:00 pm (common to all days of week, all wards)

C. Holiday & Nighttime Outpatient Clinic and Emergency Acceptance

In cooperation with Fujisawa Medical Association, the City of Fujisawa establishes an emergency care system that has systems of on-duty doctor at home and holiday and nighttime emergency clinic. (For details please read “26. Emergency Medical Care” section of this booklet)

D. Medical Interpretation Service

(Spanish/Portuguese/Chinese/English and other languages)

At Fujisawa City Hospital, a patient can request for the medical interpretation volunteer service only if he/she could not be accompanied by a Japanese-speaking family member or friend, and has a language barrier concern at the consultation and checkup. To use this service, you need to book in advance, since MIC Kanagawa (a medical interpreter dispatch system) sends interpreters to the hospital by request. Please contact the Comprehensive Patient Support Center of the Fujisawa City Hospital after your appointment date is determined.

Hospital	☎Phone	Address
Fujisawa City Hospital	0466-25-3111	2-6-1 Fujisawa, Fujisawa

* Other Medical Institutions with Medical Interpretation Service

There are several other hospitals in Fujisawa where medical interpretation service is available. Please contact each hospital for details.

Hospital	☎Phone	Address
Shonan Fujisawa Tokushukai Hospital	0466-35-1177	1-5-1 Tsujido Kandai, Fujisawa
Fujisawa Shonandai Hospital	0466-44-1451	2345 Takakura, Fujisawa



Helpful Info ③ Types of Medical Institutions

A medical institution refers to any of the followings: hospital, doctor's office, infirmary, and clinic. They are categorized in two major groups depending on their hospitalization facilities and examination equipment.

Hospital Fully-appointed medical institution with hospitalization facilities and examination equipment.

Doctor's office/infirmary/clinic Medical institution with less than 20 beds (or no bed).

If you receive a treatment at a hospital without a referral from a local medical institution, you may have to pay an extra fee. It is better that you consult a doctor at a local institution first, and then go to a hospital if they decide you require a more specialized treatment.

16. National Health Insurance System



Public health insurance is a system of mutual help in which everyone pays the premium and aims to reduce the expenses required for a treatment in case of illness or injury. In Japan, all residents must enroll in a public health insurance system.

There are two types of public health insurance systems; the Employees' Health Insurance System that you can enroll in at your company and the National Health Insurance System that you can enroll in at your municipality. The National Health Insurance is an insurance system for people who are not covered by the company's health insurance. Please show your *Myna Hokenshou* (My Number Card as your Health Insurance Certificate) or Health Insurance Eligibility Certificate at the hospital or the pharmacy counter. Such health insurance certificates can only be used by the holder him/herself. Please keep it in a safe place.

A. How to Enroll National Health Insurance System

In case, non-Japanese residents who have resident registration with the City of Fujisawa and possess residence status that exceeds three months cannot join the social insurance of the work place, they are required to apply for National Health Insurance of the City of Fujisawa.

When	Required documents	Notify to
Moved in from another municipality to Fujisawa	<input type="checkbox"/> Residence Card or Special Permanent Resident Certificate <input type="checkbox"/> Document that proves your move-out	<ul style="list-style-type: none"> • Citizen Service Center (1st floor of the City Hall Main Building) • Community Centers (except for Fujisawa or Muraoka Community Centers) and Ishikawa Branch
Resigned from employment (When withdrew from company's Health Insurance)	<input type="checkbox"/> A form of identification (Residence Card) <input type="checkbox"/> "Certificate for Loss of Social Insurance Qualification" or "Certificate of Resignation" issued by the employer <input type="checkbox"/> My Number Card *if applicant has one	<ul style="list-style-type: none"> • Health Insurance and Pension Division (<i>Hoken Nenkin Ka</i>) on the 1st floor of the City Hall Main Building • Community Centers (except for Fujisawa and Muraoka Community Centers) or Ishikawa Branch

B. Withdraw from National Health Insurance System

You are eligible for the National Health Insurance System provided by the City of Fujisawa only as long as you reside in the city. You will lose eligibility if you move out of the city. You will also lose eligibility if you enroll in a company's health insurance plan. Therefore, if any of the following applies to you, please settle any unpaid premiums and complete the withdrawal procedure accordingly.

When	Required documents	Notify to
Moving out from Fujisawa City to another municipality	<input type="checkbox"/> Health Insurance Eligibility Certificate issued by the City of Fujisawa <input type="checkbox"/> Residence Card or Special Permanent Resident Certificate	<ul style="list-style-type: none"> • Citizen Service Center (1st floor of the City Hall Main Building) • Community Centers (except for Fujisawa and Muraoka Community Centers) or Ishikawa Branch
Leaving Japan		
Enrolled in your company's health insurance	<input type="checkbox"/> Health Insurance Eligibility Certificate issued by the City of Fujisawa <input type="checkbox"/> A Document showing your enrollment in your employer's social insurance <input type="checkbox"/> My Number Card *if applicant has one	<ul style="list-style-type: none"> • Health Insurance and Pension Division (<i>Hoken Nenkin Ka</i>)(1st floor of the City Hall Main Building) • Community Centers (except for Fujisawa and Muraoka Community Centers) or Ishikawa Branch




C. When Address Changes by Moving within the City

When	Required documents	Notify to
Moved within Fujisawa City	<input type="checkbox"/> Health Insurance Eligibility Certificate issued by the City of Fujisawa (Require that of all the household members) <input type="checkbox"/> Residence Card or Special Permanent Resident Certificate	<ul style="list-style-type: none"> • Citizen Service Center (1st floor of the City Hall Main Building) • Community Centers (except for Fujisawa and Muraoka Community Centers) or Ishikawa Branch



D. When the Status of Residence or Period of Stay Changes

Foreign residents whose residence card expires on the same date as their Notification of Insurance Eligibility or Health Insurance Eligibility Certificate issued by the City of Fujisawa must renew the Notification or Certificate after renewing their residence card.

When	Required documents	Notify to
Renewal of Residence Card 	<input type="checkbox"/> Notification of Insurance Eligibility or Health Insurance Eligibility Certificate issued by the City of Fujisawa <input type="checkbox"/> Residence Card <input type="checkbox"/> Passport	<ul style="list-style-type: none"> • Health Insurance and Pension Division (<i>Hoken Nenkin Ka</i>) (1st floor of the City Hall Main Building) • Community Centers (except for Fujisawa and Muraoka Community Centers) or Ishikawa Branch

E. Insurance Premium

Premium for national health insurance is imposed from the month of enrollment. Premium amount may vary depending on number of insured members and/or amount of the household income.

If you are expecting a child birth, you may apply for a premium reduction starting six months prior to the due date.

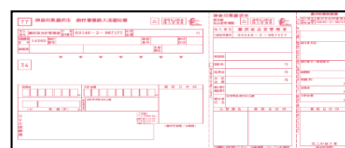
If you are 64 years old or younger and leaving a company upon the company's request, you may apply for a premium reduction.

A premium payment slip will be sent to the head of a household in the following month of enrollment. Upon receiving, please pay the amount shown on the slip.

<Payment methods>

1. Automatic bank transfer:

You can set up an automatic bank transfer at your bank or online, or by submitting an "automatic bank transfer request form", which is available at the City Hall and Community Centers (except for Fujisawa and Muraoka Community Centers) and Ishikawa Branch, to the City Hall. This is the recommended payment method, as it helps you avoid missing monthly payments and offers both convenience and a sense of security.





2. Payment slip:

- At the counter: You can make a payment using a payment slip at the counter of a bank, a convenient store, the City Hall, Community Centers (except for Fujisawa and Muraoka Community Centers) or Ishikawa Branch.
- PayPay: You can make a payment by scanning the bar code on the payment slip with your smartphone
- Pay-easy: You can make a payment using an online payment service via your smartphone, computer or ATM with money transfer function
- Credit card: You can pay by credit card via your smartphone or computer. A fee will apply.



< If You are Unable to Pay Your Premiums by the Due Date >

If your premium payment is delayed, you may have to pay a delinquent charge in addition to the premium amount. Please consult with the Health Insurance and Pension Division (*Hoken Nenkin Ka*) if you are unable to make the payment by the due date.

F. Various Benefits

◆ **Lump-Sum Allowance for Childbirth and Childcare** 500,000 yen

If a person covered by the National Health Insurance delivers a child, she is eligible to receive the “Lump-Sum Childbirth Allowance”.

(1) If you are using direct payment system

The City of Fujisawa directly pays the lump-sum birth allowance to a medical institution. For details, please contact the medical institution where you are going to deliver.

(2) If you are not using direct payment system

The payment will be made directly to you if you take the procedure for it after a delivery.



Required documents	Apply at
<input type="checkbox"/> Agreement document (describes not using direct payment system) <input type="checkbox"/> Delivery expenses statement <input type="checkbox"/> Health Insurance Eligibility Certificate <input type="checkbox"/> Personal seal (<i>inkan</i>) <input type="checkbox"/> Bank passbook	• Health Insurance and Pension Division (<i>Hoken Nenkin Ka</i>) (1 st floor of the City Hall Main Building)

*Note: Lump-sum Allowance for Childcare and Childbirth will expire and cannot be claimed if more than two years have passed since the date of childbirth.


*Please contact below if you wish to use the substitute receiver service.



◆ **Funeral Allowance** 50,000 yen

When a person covered by national health insurance is deceased, “funeral allowance” will be paid to the person who held the funeral or cremation. You can apply for the allowance after the funeral/cremation at the counter of Health Insurance and Pension Service Division on the 1st floor of the Main City Hall Building or at community centers. For the application, you need to bring the insurance card of the deceased person, bank passbook, thank you letter for attendance at the funeral or voucher of funeral bill, and a form of identification (e.g. Individual Number Card, Residence card or others) of the person who came to apply.

*Note: Funeral allowance would become invalid and not be paid after two years have passed since the day after the funeral.

Required documents	Apply at
<ul style="list-style-type: none"> <input type="checkbox"/> Health Insurance Eligibility Certificate of the deceased person <input type="checkbox"/> Bank passbook of the applicant <input type="checkbox"/> Thank you letter for attendance at the funeral or voucher of funeral bill <input type="checkbox"/> Identification material of the person who came to apply (e.g. My Number Card, Residence Card) 	<ul style="list-style-type: none"> • Health Insurance and Pension Division (<i>Hoken Nenkin Ka</i>) (1st floor of the City Hall Main Building) • Community Centers (except for Fujisawa and Muraoka Community Centers) or Ishikawa Branch 

*Note: Funeral Allowance will expire and cannot be claimed if more than two years have passed since the date of funeral.

◆ **High-Cost Medical Expense Benefit**

This is the money you can get when the amount of money you paid to the hospital in a month becomes high due to hospitalization or surgery. If you are eligible for the benefit, the City of Fujisawa will send you a letter about three months after hospitalization or surgery. When you receive the letter, write down your name, address, and the account you want to transfer, and bring the letter to the Health Insurance and Pension Division on the 1st floor of the City Hall Main Building, a Community Center (except for Fujisawa and Muraoka Community Centers) or Ishikawa Branch.



* Note: High-Cost Medical Expense Benefit will expire and cannot be claimed if more than two years have passed since receiving the letter.

◆ **Limit Approval Certificate/ Standard Reduced Copayment Certificate**

If you are eligible for the High Medical Expenses, you can apply for the certificate in advance, and submit it at the reception of the medical institution, so the amount of the medical fee to be paid for hospitalization or receiving medical care will be limited up to the designated amount based on your income. This procedure is not necessary for holders of Myna Health Insurance Card.



◆ Medical Expense Reimbursement

If you don't have your Health Insurance Eligibility Certificate at the hospital due to a sudden illness or injury and you pay the full amount to the hospital, you will get the money by applying later. The money to be paid is determined according to the insurance copayment ratio; 70% if you bear 30%, 80% if you bear 20% of the total medical cost.

Required documents	Apply at
<input type="checkbox"/> Medical Fee Receipt from the hospital <input type="checkbox"/> Medical Fee Statement from the hospital <input type="checkbox"/> Health Insurance Eligibility Certificate <input type="checkbox"/> Bank passbook or bank card	<ul style="list-style-type: none"> Health Insurance and Pension Division (<i>Hoken Nenkin Ka</i>) on the 1st floor of the City Hall Main Building

* Medical Expense Reimbursement will expire and cannot be claimed if more than two years have passed since the date of payment to the hospital.



G. When You Go to Medical Institutions (Hospital etc.)

When you are going to a medical institution such as a hospital, be sure to bring your Myna Health Insurance Card or Health Insurance Eligibility Certificate and show it at the reception. By showing such certificate, you only need to pay 30% (20% for a child before entering an elementary school, 20% or 30% for a person aged 70 or older) of the total medical expenses as copayment. However, you might have to pay the full medical expenses for particular medical treatment such as a health checkup, preventive injection (vaccination), normal pregnancy/delivery, and special dental treatment.

Please contact the division below in case you consult with a hospital due to a traffic accident.

«Contact (In Japanese)»

Health Insurance and Pension Service Division/*Hoken Nenkin Ka*

☎ 0466-50-3520

H. Medical Check-up for National Health Insurance Holder

There are two types of medical checkups provided; “Health Checkup” for people aged 31 to 39, and “*Kokuho* Specific Health Checkup” for people aged 40 to 74. A medical checkup certificate will be mailed to those who are eligible to receive the medical checkup. When you receive the certificate, please receive the medical checkup at a designated medical institution.

«Contact (In Japanese)»

Health Promotion Division / *Kenko Zukuri Ka*

On the 3rd floor of South Health Center in Health Center Building

2131-1 Kugenuma, Fujisawa

☎ 0466-21-7344



17. Medical Insurance System for the Elderly Aged 75 and Above



Each prefecture manages the Latter-stage Medical Care System for the Elderly that covers people aged 75 and older and those aged 65 to 74 with certain disabilities.



A. About Health Insurance Eligibility Certificate and Related Documents

If an insurance holder consults with a medical institution such as a hospital, bring your Myna Health Insurance Card or Health Insurance Eligibility Certificate and present it at the reception. By showing such health insurance certificates, the person will have to pay only 10% to 30% of total medical cost (medical treatment covered by health insurance) as a copayment. However, the insurance holder may need to bear the full expense for particular treatments such as health checkups, preventive injections (vaccinations), and particular dental treatments.



B. How to Enroll the Latter-stage Medical Care System for the Elderly

Those who are age of 75 and older will be switched from National Health Insurance or other insurances to the Latter-stage medical care system for the elderly. Additionally, those who are aged 65 to 74 with certain disabilities may be enrolled after going through a procedure.

*For inquiry about details of how to apply for and withdraw from the system, please contact the division.

C. Procedures Related to Your Health Insurance Eligibility Certificate when Moving

When an insurance holder moves within Fujisawa, the person is required to report the change of address for their Health Insurance Eligibility Certificate.

If an insurance holder moves out from Fujisawa to another municipality or leaves Japan, the person is required to return their certificate.

D. Payment of Benefit

The Latter-stage Medical Care System has a partial reimbursement policy of “medical expense”, “high-cost medical care”, and others for insurance holders.

If an insurance holder deceases, “funeral allowance of 50,000 yen” will be paid to the person who held the funeral or cremation by application.

E. Payment of Premium

Premium payment for the Latter-stage Medical Care System for the elderly is imposed from the month of enrollment. Premium amount may be determined depending on the income of previous year, and the insurance holder will receive a notification that indicates premium amount and payment instruction in the next month of the month of enrollment or the month after that. Also a notification about premium amount and payment instruction for the year will be sent in July each year.



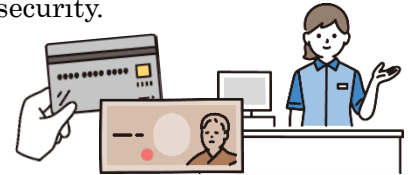
<Payment methods>

1. Automatic bank transfer:

You can set up an automatic bank transfer at your bank or online, or by submitting an “automatic bank transfer request form”, which is available at the City Hall, Community Centers (except for Fujisawa and Muraoka Community Centers) and Ishikawa Branch, to the City Hall. This is the recommended payment method, as it helps you avoid missing monthly payments and offers both convenience and a sense of security.

2. Payment slip :

- At the counter: You can make a payment using a payment slip at the counter of a bank, a convenient store, the City Hall, Community Centers (except for Fujisawa and Muraoka Community Centers) and Ishikawa Branch.
- PayPay: You can make a payment by scanning the bar code on the payment slip with your smartphone
- Pay-easy: You can make a payment using an online payment service via your smartphone, computer or ATM with money transfer function
- Credit card: You can pay by credit card via your smartphone or computer. A fee will apply.



< If You are Unable to Pay Your Premiums by the Due Date >

If your premium payment is delayed, you may have to pay a delinquent charge in addition to the premium amount. Please consult with the Health Insurance and Pension Division (Hoken Nenkin Ka) if you are unable to make the payment by the due date.

«Contact (In Japanese)»

Health Insurance and Pension Service Division / *Hoken Nenkin Ka* ☎ 0466-50-3575



Note

18. National Pension System



People including non-Japanese who are age between 20 and 59 and residing in Japan must enroll in a pension plan.



A. Pension Enrollment Procedures

A person who is employed by a company and his/her spouse will do the pension enrollment procedure at the company. Others need to go through the procedure to enroll the National Pension System at the City Hall.



B. Pension Premium

Monthly premium amount for the period of April 2025 to March 2026 is 17,510 yen. Payment methods are by the payment slip, bank withdrawal, credit card or payment application on mobile phone.



You should apply for contribution payment exemption if you are unable to pay the contribution.

When a person who is enrolled in the National Pension Plan gives birth to a child, the person can go through a procedure for contribution payment exemption for the months before and after having the child.

C. When to Receive Pension Benefit

Those who have paid the National Pension contribution for more than 10 years may receive the Old-age Basic Pension starting from age 65. The amount of benefit a person receives would increase if the person made more months of contribution payment.



In addition to the Old-age Basic Pension, the National Pension Plan has the Disability Basic Pension which is a person with a disability may receive and the Survivor's Basic Pension which a spouse or children may receive when a family member dies while enrolled in the National Pension Plan.



D. If You No Longer Reside in Japan

If a foreign national who has contributed to the National Pension Plan for more than six months and no longer reside in Japan, they can take a procedure to receive a lump-sum withdrawal payment instead of receiving pension benefits.



Please contact Health Insurance and Pension Service Division/*Hoken Nenkin Ka* for an amount and a procedure of the lump-sum withdrawal payment.



«Contact (In Japanese)»

Health Insurance and Pension Service Division / *Hoken Nenkin Ka* ☎ 0466-50-3521



Helpful Info ④

Neighborhood Council & Neighborhood Association

Neighborhood council and neighborhood association are the organizations that consist of residents in the same community for the purpose of improving their community life. Functions of the organizations are to strengthen the solidarity and mutual assistance by conducting events, festivals, and emergency drills in each community.

Especially at the time of disaster such as an earthquake, you might feel reassured if you can call out to each other, help each other, and evacuate together.

Notice from the neighborhood council/association is informed to each household by passing on a file called "Kairan-ban" that contains announcements.

It is recommended that you join the organizations to get acquainted and have better communication with your neighbors.



Note



Handwriting practice lines consisting of multiple horizontal lines with a dotted midline.

19. Long-term Care Insurance System



By paying a part of expense, a person who is enrolled in long-term care insurance and has paid its premium will be able to use services of the long-term care insurance system if they need care services when they become an elderly person or suffer from a special disease.

Long-term care insurance system is a system that everyone who are enrolled in pays the long-term care insurance premium and help each other out when they need.



A. Person who Enrolls in Long-term Care Insurance System and Enrollment Procedures

(1) Person who is age between 40 and 64

Non-Japanese residents who have lived in Japan for more than a year and been covered by a “medical insurance” will enroll in long-term care insurance. No enrollment procedures required.

(2) Person who is age 65 and older

When non-Japanese residents who have lived in Japan for more than a year turn 65 years old, they will enroll in long-term care insurance. No enrollment procedures required.

B. Long-term Care Insurance Premium

A person who is enrolled in long-term care insurance needs to pay long-term care insurance premium. Premium amount may be determined depending on the income of previous year.

(1) Person who is age between 40 and 64

You will pay the premium when you pay the premium of the medical insurance.

*Medical insurance premium payment includes payment of long-term care insurance premium payment.

(2) Person who is age 65 and older

The amount of your premium will be withheld from your pension.

*Payment you will receive = pension benefit – long-term care insurance premium

Some people choose to pay the premium by a payment slip. When you receive a payment notice, please make a payment through a bank, a convenience store, City Hall, Community Centers (except for Fujisawa Community Center) or Ishikawa Branch. You can also pay by Pay-easy or online using credit cards. Details are on the reverse side of the payment notice.



C. Long-term Care Insurance Card

Long-term care insurance card is a piece of paper that a person will show when they receive long-term care insurance services. The card is also used for a procedure to certify how much the person needs care.

The card will be mailed to you when you turn 65 years old.

Long-term care insurance card is a thick yellow piece of paper and letters “^{かいごほけんひほけんしやしょう}介護保険被保険者証” which means Insurance Card of Long-term Care Insurance System are printed.

Those who are age between 40 and 64 will receive the card after the certification application is completed. When you receive your card, please keep it safe.



D. A person who can Use Long-term Care Insurance Services

Those who were certified as a “person who needs care” by the City Hall and fell into one of the following categories: eligible for services, requiring assistance 1-2, or requiring nursing care 1-5.

*The services are not for everyone.

E. If You Think You Need Services of Long-term Care Insurance

If you think you need care services, please consult with nearby *Iki-iki Support Center*, Nursing-care Insurance Service Division (City Hall Main Building), Community Centers (except for Fujisawa Community Center) or Ishikawa Branch.



F. Certification Application and Related Information

(1) Basic check list

- Who are eligible to answer the questionnaire: A person aged 65 and older
- Where can you answer the questionnaire: Nearby *Iki-iki Support Center*
- Required documents: Long-term Care Insurance Card

(2) Certification application

- Who can apply: A person aged 65 and older, or a person aged between 40 and 64 with a special disease
- Where can you apply for it: Nursing-care Insurance Service Division in the City Hall or Community centers

*The person who completes the procedure may not be the person himself / herself.

- Required documents: Long-term care insurance card or a medical insurance certificate and a note with the name of doctor and hospital that you are consulting with.

If you are a *Myna Hokenshou* (My Number Card as your Health Insurance Certificate) holder: Notification of Insurance Eligibility, Health Insurance Eligibility Certificate, or the screen of the “Health Insurance Eligibility Information” on My Number Portal.

*Once the certification application procedure is made, the City Hall will examine how much care the applicant needs. After the examination, the person who are certified as a “person who needs care” can use the long-term care insurance services.



G. Services Provided by Long-term Care Insurance

There are services such as a nursing-care service at a care receiver’s own house, a care receiver visits a facility and receives services, and a care receiver lives in a facility and receives services.

Moreover, services include mounting handrail and make care receiver’s life comfortable at their own house, or they could borrow nursing care products such as a wheelchair.

A care receiver will consult with a care specialist, a care manager and determine which product would be suitable for them.

Please consult with Nursing-care Insurance Service Division in the City Hall for details.

◀ **Contact** (In Japanese) ▶

Nursing-care Insurance Service Division / *Kaigo Hoken Ka* ☎ 0466-50-3527

20. Disability-Related Certificates and Support Programs for Persons with Disabilities



A. Certificates Related to Disabilities

Certificates related to disabilities which are issued to whom a doctor diagnosed as having certain disabilities, while an issuance of an intellectual disabilities certificate is made in accordance with the determination made by Child Guidance Center (*Jido Sodan Jo*) or Medical Care and Counseling Center for Children with Disabilities (*Sogo Ryoiku Sodan Center*) allow such person to receive discounts on welfare services/utilities, other supports, and services.

A disability certificate indicates a level according to the degree of disabilities. Support services and grants differ depending on the degree.

◆Physical Disability Certificate

Who may apply	Person whom a doctor diagnosed with physical disabilities	
Applicant	Individuals (Substitute application is possible)	
Required documents for the application	<input type="checkbox"/> Medical certificate (written by a designated doctor) *Designated form is required. <input type="checkbox"/> One sheet of photograph (4 cm long x 3 cm wide / Upper body / No hat / Photographed within 1 year) <input type="checkbox"/> My Number Card (or a document verifying his/her Individual Number and a form of identification) <input type="checkbox"/> If applied by a proxy, his/her identification document	

◆Intellectual Disability Certificate

Who may apply	Person who is diagnosed as having an intellectual disability by Child Guidance Center or Medical Care and Counseling Center for Children with Disabilities	
Applicant	Individuals, parents/guardians (Substitute application is possible)	
Required documents for the application	<input type="checkbox"/> One sheet of photograph (4 cm long x 3 cm wide / Upper body / No hat / Photographed within 1 year) <input type="checkbox"/> My Number Card (or a document verifying his/her Individual Number and a form of identification) <input type="checkbox"/> If applied by a guardian or a proxy, his/her identification document	

◆Mental Disability Certificate

Who may apply	Person whom a doctor diagnosed with mental disability that causes restriction on daily and social life for long period of time
Applicant	Individuals (Substitute application is possible)
Required documents for the application	<input type="checkbox"/> Medical certificate (must be filled by a doctor in a form designated by Kanagawa Prefecture), or a person who receives a disability pension due to their mental disability needs to present the disability pension certificate and the transfer notification of disability pension <input type="checkbox"/> One sheet of photograph (4 cm long x 3 cm wide / Upper body / No hat / Photographed within 1 year) <input type="checkbox"/> My Number Card (or a document verifying his/her My Number and a form of identification) If submitted by a proxy on behalf of the applicant <input type="checkbox"/> The proxy's identification document <input type="checkbox"/> The applicant's personal seal



B. Medical Expenses for Services and Supports for Persons with Disabilities (Psychiatry Clinic Visit)

It is a support system that if you intend to make continuous visit to psychiatry clinic, self-pay burden of the costs at a medical institution (one location) and pharmacies (two locations) are reduced to 10%. A self-pay burden ceiling for a month will be set based on individual municipal tax and other taxes paid by the person who is covered by the same medical insurance with the applicant.



Applicant	Individuals (Substitute application is possible)
Necessary documents for the application	<ul style="list-style-type: none"> <input type="checkbox"/> Medical certificate (must be written by a doctor in designated medical institutes on a form designated by Kanagawa Prefecture) <input type="checkbox"/> Something that indicates name and address of the medical institution and pharmacies that you visit <input type="checkbox"/> Documents that verifies your situation of health insurance enrollment <ul style="list-style-type: none"> ◆ National Health Insurance other than the National Health Insurance provided by the City of Fujisawa: Said documents of all insured persons under the same National Health Insurance ◆ Social Health Insurance: Said documents of the applicant (the person receiving regular treatment) and the insured person <input type="checkbox"/> My Number Card (or, documents that verify the applicant's My Number and identification) <input type="checkbox"/> If applied by a proxy, his/her identification document

*In some cases, you might be requested to present documents that prove such as amount of city tax you paid.

C. Subsidy for Purchasing Daily Living Assistive Equipment



The city provides subsidies for purchasing daily living assistive equipment designed for persons with disabilities. The subsidy coverage varies depending on the item, including its designated useful life and the maximum eligible amount. Please refer to the city's website for the list of items eligible for the subsidy. You may also consult with the city before making a purchase.

Eligible persons	A person diagnosed with a physical disability by a doctor
Required documents for application	<ul style="list-style-type: none"> <input type="checkbox"/> Disability certificate <input type="checkbox"/> An estimate of the daily living assistive equipment <p>Note: Please consult the city in advance, since requirements may vary according to the application contents.</p>
Place for consultation and application	<ul style="list-style-type: none"> • Support Services Division for Persons with Disabilities (2nd floor, City Hall Main Building) • Welfare sections of the Community Centers (except for Fujisawa Community Center) or Ishikawa Branch



D. Subsidies for Purchasing and Repairing Prosthetic and Orthotic Devices

Financial support is provided for the purchase, repair, or rental of prosthetic and orthotic devices necessary to compensate for physical impairments or loss of function, in order to facilitate daily or occupational life. A copayment of 10% is required. (For households exempt from municipal tax, a reduction is available.) If the recipient is a person with a disability aged 18 or over, they are not eligible for financial support if the municipal income tax amount of the person with the highest income among the recipient and their spouse is 460,000 yen or more. Please refer to the city’s website for the list of items eligible for the subsidy, and consult with the city before making a purchase or having the devices repaired.



Eligible persons	Those who hold a disability certificate, those with designated intractable diseases who are deemed eligible, or those recognized as eligible by the Comprehensive Child Development Support Center.
Required documents for application	<ul style="list-style-type: none"> <input type="checkbox"/> Disability Certificate <input type="checkbox"/> An Estimate <input type="checkbox"/> Application Form for Financial Support for Prosthetic and Orthotic Devices (Purchase / Repair) <input type="checkbox"/> Consultation Record Form and Medical Assessment Report (Completed by a physician) (For children: “Opinion Form for Prosthetic and Orthotic Device (Purchase/Repair)”) <input type="checkbox"/> Prescription <p>Note: Please consult the city in advance, since requirements may vary according to the application contents.</p>
Place for consultation and application	<ul style="list-style-type: none"> • Support Services Division for Persons with Disabilities (2nd floor, City Hall Main Building) • Welfare sections of the Community Centers (except for Fujisawa Community Center) or Ishikawa Branch

«Contact (In Japanese)»

Support Services Division for Persons with Disabilities / *Shogaisha Shien Ka* ☎ 0466-50-3528

Helpful Info ⑤ Help Mark

This is a sign which shows persons with disabilities, incurable diseases, and those who are pregnant need support by surroundings.

If you find a person with this sign being troubled, please offer a help.



21. Adult Health Services



A. Types of Cancer Screening

The City provides subsidized cancer screenings for residents once a year at designated medical institutions within the City. An appointment is required to undergo a screening. The City will send screening vouchers to eligible residents.



		Eligible Person	Copayment (Free of charge for those aged 70 and above)
Lung Cancer Screening		Persons who will be 40 or older this fiscal year	600 yen
Bowel Cancer Screening			600 yen
Stomach Cancer Screening	Barium X-ray Examination		3,000 yen
	Endoscopy (Gastroscopy)	Persons who will turn an even-numbered age of 50 or older this fiscal year	3,000 yen
	Risk Assessment Test (ABC Method)	Persons who will be 40, 45, 50, 55, 60, 65 and 70 this fiscal year	1,000 yen A copayment is required even for those aged 70 and above
Breast Cancer Screening (Mammography)		Females who will turn an even-numbered age of 40 or older this fiscal year (*1 *3 *4)	50 and above: Single-view (1,800 yen) 40-49: Two-view (3,000 yen)
Cervical Cancer Screening		Females who will turn an even-number-age of 20 or older this fiscal year (*2 *3 *5)	2,000 yen
Prostate Cancer Screening		Males who will be 50 or older this fiscal year	1,000 yen A copayment is required even for those aged 70 and above
Oral Cancer Screening		Person who has abnormalities or discomfort in the lining of the mouth, or who is concerned about oral conditions	1,000 yen A copayment is required even for those aged 70 and above

*1: The screening is free of charge for those turning 40, 42, 44, 46 and 48.

*2: The screening is free of charge for those turning 20, 22, 24, 26 and 28.

*3: Persons who will turn an odd-numbered age this fiscal year and did not receive a screening last fiscal year are also eligible, but a fee applies.

*4: Persons born between April 2, 1984 and April 1, 1985 are eligible for the screening, which is free of charge.

*5: Persons born between April 2, 2004 and April 1, 2005 are eligible for the screening, which is free of charge.

NOTE: Fiscal Year 2025 is from April 1, 2025 to March 31, 2026



B. Hepatitis Virus Screening

A city-subsidized hepatitis virus screening is available for residents at a designated medical institution. Some medical institutions may require an appointment. The City will send screening vouchers to eligible residents.

	Eligible Person	Copayment
Hepatitis Virus Screening	<input type="checkbox"/> Persons who will be 40 this fiscal year <input type="checkbox"/> Persons aged 41 or older who were diagnosed with hepatic dysfunction during a health checkup and have not received a follow-up care <input type="checkbox"/> Persons aged 41 or older who have not had a checkup	1,200 yen A copayment is required even for those aged 70 and above

C. Adult Dental Checkup

A city-subsidized adult dental checkup for residents is available at designated dental medical institutions. Some medical institutions may require an appointment. The City will send checkup vouchers to eligible residents.

	Eligible Person	Copayment
Adult Dental Checkup	Persons who will be 20, 25, 30, 35, 40, 45, 50, 55, 60, 65, 70 or 80 this fiscal year	1,000 yen Free of charge for those who will be 80

D. Health Checkup for the Elderly Aged 75 and Above and Public Assistance Recipients

A city-subsidized health checkup is available at designated medical institutions for those who are covered by the Medical Insurance System for the Elderly Aged 75 and Above, and public assistance recipients aged 40 or older. The City will send checkup vouchers to eligible residents. An appointment is required to undergo a health checkup.



E. Influenza Vaccination for the Elderly

A city-subsidized influenza vaccination is available at designated medical institutions for people who are aged 65 or older on the day of receiving the vaccination with a copayment of 1,600 yen. An appointment is required.

Those who are between age of 60 and 64 with heart, kidney, or respiratory system diseases (degree of the condition equivalent to physical disability certificate class 1) may also receive the vaccination with a copayment of 1,600 yen.

F. Pneumococcal Vaccination

A city-subsidized pneumococcal vaccination is available at designated medical institutions for people of age 65 and those aged between 60 and 64 with chronic diseases (heart, kidney, respiratory system, etc., of which degree of condition equivalent to Class 1 of the Physical Disability Certificate) with a copayment of 2,700 yen. However, those who have received a pneumococcal vaccination in the past are not eligible. An appointment is required.



G. Shingles Vaccination

Persons who are turning 65, 70, 75, 80, 85, 90, 95 and 100 this fiscal year, who are above 100, and those aged 60 to 64 who have disabilities cause by Human Immunodeficiency Virus infection that severely limit their ability to perform daily activities are eligible for the subsidized shingles vaccination at designated medical institutions within the City. Please note that those who have previously received a shingles vaccination are not eligible.

The City will send a notification postcard to persons who are eligible. Please make an appointment at a designated medical institution, and bring the postcard to the institution when you receive the vaccination.

Type of Vaccine	Number of Doses	Copayment per dose
Live Attenuated Vaccine	Single dose	4,500 Yen
Inactivated Vaccine	Two doses	11,800 Yen per dose

H. Rubella Vaccination – Phase 5 of the Routine Immunization Program

Free vaccinations including rubella (MR vaccine) are available for men born between April 2, 1962 and April 1, 1979 who have undergone an antibody test by March 31, 2025. Please make an appointment with a designated medical facility. **No copayment is required.**

I. Rubella Vaccination (Voluntary Vaccination)

The City provides a subsidized rubella vaccination for women who are planning or hoping to become pregnant, their household members, and household members of pregnant woman. Please make an appointment with a designated medical institution for a MR (measles-rubella) vaccine (copayment amount: 3,400 Yen) or a rubella-only vaccine (copayment amount: 2,000 Yen).

J. Counseling and Consultation on Health Issues

The City of Fujisawa provides counseling services on the following health related issues. Please contact the Health Promotion Division/ *Kenko Zukuri Ka* for details.

	Counselor	Content
Lifestyle Disease Prevention Counseling	Public health nurse Dietitian	Counseling on lifestyle disease prevention based on health checkup results
Dental and Oral Consultation	Dentist Dental hygienist	Consultation on dental and oral health
Women's Health Counseling	Public health nurse	Counseling on physical and mental health of women
Smoking cessation counseling	Public health nurse	Counseling for those who want to quit smoking

K. COVID-19 Vaccination for the Elderly

People aged 65 and above (as of the day of receiving the vaccination) are eligible for the city-subsidized COVID-19 vaccination. Those between the ages 60 and 64 who have chronic diseases (heart, kidney, respiratory system, etc., of which degree of condition equivalent to Class 1 of the Physical Disability Certificate) are also eligible. Please refer to the newsletter or the website of the City for information such as copayments, and make an appointment at a designated medical institution.



«Contact (In Japanese)»

Health Promotion Division / *Kenko Zukuri Ka*





- ☎ 0466-21-7344 (Medical checkup, cancer screening)
- ☎ 0466-21-7351 (Vaccination)
- ☎ 0466-50-8430 (Health consultation)



22. Local Taxes

The City of Fujisawa uses collected taxes to support school education, nursery services, and maintenance of roads and sewage systems.

A. Major Local Taxes

		Contact (In Japanese)
Municipal & Prefectural Taxes	Imposed every year on a person who resided in the city as of January 1 st and had an income in the previous year	Municipal Tax Division / <i>Shimin Zei Ka</i> ☎ 0466-50-3510
Fixed Property Tax	Imposed every year on a person who possessed land, house or depreciable assets in the city as of January 1 st 	Property Tax Division / <i>Shisan Zei Ka</i> ☎ 0466-50-3511
Light Vehicle Tax *Annual tax based on vehicle type 	Imposed every year on a person who possessed a light motor vehicle, a motorcycle, or a scooter in the city as of April 1 st . When an owner of a scooter or other said vehicles gives away/disposes of the vehicle, moves out of the city, or leaves Japan, he/she needs to bring the license plate, License Plate Issue Certificate and an identity verification document of the notifier, such as a residence card, to the Taxation Division on the 4 th floor of the Main City Hall Building, Chogo Community Center, Meiji Community Center, Endo Community Center, or Shonan Oba Community Center to file a vehicle discarding procedure. In case your light motor vehicle, motorcycle or scooter is stolen, report to the police first, and if it is not found or returned within two weeks, please consult with Taxation Division. 	Light Motor Vehicle Tax Section, Taxation Division / <i>Zeisei Ka, Kei Jidousha Zei Tanto</i> ☎ 0466-50-3570 

*For those who are leaving Japan and have balance of city tax that must be paid, the City of Fujisawa requests them to assign a “tax agent” who can substitute all the procedures of tax payment (reception of documents, tax payment, reception of tax refund, etc.) for them.

For more information, please contact the Municipal Tax Division or the Property Tax Division.

B. How to Make Tax Payment

A “tax notice” and a “payment slip” will be mailed to your house. These documents indicate the amount of tax imposed on you. Please choose one of the following payment methods and pay the tax.

- Bring the “payment slip” to a bank, a post office, the City Hall, a Community Center (except for Fujisawa and Muraoka Community Centers), Ishikawa Branch or a convenience store and pay the tax.
- Pay from your bank/post office deposit account. You need to apply for the service in advance.
- Pay through an internet payment service such as Pay-easy, credit card or smartphone app
- Please refer to the city website via the two-dimensional code on the right.

«Contact (In Japanese)»

Payment of municipal taxes: Tax Section, Taxation Division /
Nozei Ka, Zeimu Tanto ☎ 0466-50-3519




23. Pregnancy & Childbirth



A. Pregnancy Notification

Please notify the City Hall of your pregnancy once it has been confirmed by a doctor.

Applicant	The pregnant woman herself, her husband, or a proxy authorized by the pregnant woman
Notify to	<input type="checkbox"/> Parent-Child Wellness Division at South and North Health Centers <input type="checkbox"/> Maternity and Child Health Handbook Issuance Desk on the 3 rd floor of the City Hall Main Building
Required Documents	<input type="checkbox"/> My Number Card or Individual Number Notification Card of the pregnant woman <input type="checkbox"/> Notifier's identification document (Driver's license etc.) <input type="checkbox"/> If someone other than the pregnant woman (such as her husband or an authorized proxy) comes to the service counter on her behalf, please contact the Parent-Child Wellness Division in advance to confirm the required documents.



B. Maternal and Child Health Handbook

A Maternal and Child Health Handbook is issued to those who notify their pregnancy. It is used to record the health of both mother and child from pregnancy through childbirth into early childhood.

The handbook is available in Spanish, Portuguese, English, Chinese, Korean, Thai, Indonesian, Tagalog, Vietnamese, and Nepalese in addition to Japanese. The foreign language editions are available at the South and North Health Centers, and at the Maternity and Child Health Handbook Issuance Desk on the 3rd floor of the City Hall Main Building

C. Medical Checkups for the Pregnant and Postpartum Women

A Subsidy Vouchers for Prenatal and Postnatal Checkups, valid for use at medical institutions in Kanagawa Prefecture during pregnancy and after childbirth, is issued to pregnant women with the Maternal and Child Health Handbook. Women with multiple pregnancies are eligible for five additional prenatal checkups. If you received your Maternal and Child Health Handbook in another municipality and moved to Fujisawa during your pregnancy, you will be issued vouchers for prenatal checkups based on your current gestational week. If you were unable to use the voucher at the medical institution and paid the full amount for the checkup, a refund may be available. Please contact us for more information.





D. Hearing Screening for Newborn Child

Together with the Subsidy Vouchers for Prenatal and Postnatal Checkups, you will also receive a Subsidy Voucher for Newborn Hearing Screening which can be used at medical institutions in Kanagawa Prefecture. The screening is available once per child and is intended for infants under six months of age. The amount of the subsidy varies depending on the type of screening; ¥3,000 for ABR or AABR, and, ¥1,500 for OAE. If you were unable to use the voucher at the medical institution and paid the full amount for the checkup, a refund may be available. Please contact us for more information.

E. Consultation Services for Pregnancy and Childrearing / Benefits for Pregnant Women

You will have an interview at the time of pregnancy notification, eighth-month pregnancy (if you request), and the Hello Baby Visit after childbirth and be offered consultation regarding pregnancy and child-rearing issues. You will also receive ¥50,000 after having the interview at the time of pregnancy notification, and ¥50,000 per a baby after notifying the number of babies. You need to apply for the benefits. Please inquire the Parent-Child Wellness Division for detailed information.



F. Maternity Class

Maternity classes are offered to first-time parents-to-be to help them learn about pregnancy, childbirth, and parenting, and support them in building a cooperative relationship as they raise their child.

G. Hello Baby Visit- *Konnichiwa Aka-chan Service*-

A public health nurse or a specialist will visit all the mothers and babies within 4 months after delivery. They will measure the baby and provide advices on health conditions and infant rearing.



H. Postpartum Care

Subsidized postpartum support services are available for mothers within one year after childbirth. The services include consultation by midwives about breastfeeding or caring of the baby, and temporary child care services for mothers in need of rest, both available either at homes or designated facilities. City of Fujisawa Postpartum Care Program Vouchers are required for the service.

《Contact (In Japanese)》

Parent-Child Wellness Division / *Oyako Sukoyaka Ka*

• South Health Center ☎ 0466-50-3522



24. Child-Related Allowances

A. Child Allowance



Please check the eligibility and apply.

Eligible Person	Persons who are raising a child residing in Japan, from birth until the March 31 after the child turns 18
Application Period	Within 15 days after childbirth or moving in
Service Counter	<ul style="list-style-type: none"> • Child Rearing Provision Division • Community Centers (except for Fujisawa and Muraoka Community Centers) • Ishikawa Branch

B. Child-rearing Allowance



Please check the eligibility and apply.

Persons whose income exceeds the applicable limit are not eligible for the allowance.

Eligible Person	Persons who are raising a child on their own due to divorce or other reasons, or those who are fostering a child in place of the parents (Even if the applicant is not a single parent, the allowance may be granted if either the father or the mother has a significantly severe disability.)
Benefit Period	Until the closest March 31 after the child had turned 18 (If the child has a severe disability, until he/she turns 20)
Service Counter	<ul style="list-style-type: none"> • Child Rearing Provision Division

C. Special Child-rearing Allowance



Please check the eligibility and apply.

Persons whose income exceeds the applicable limit are not eligible for the allowance.

Eligible Person	Persons who are raising a child under the age 20 with a severe disability (mental, intellectual or physical)
Benefit Period	Until the closest March 31 after the child had turned 18 (If the child has a severe disability, until he/she turns 20)
Service Counter	<ul style="list-style-type: none"> • Child Rearing Provision Division • Community Centers (except for Fujisawa Community Centers) • Ishikawa Branch

«Contact (In Japanese)»

Child Rearing Provision Division / Kosodate Kyufu Ka

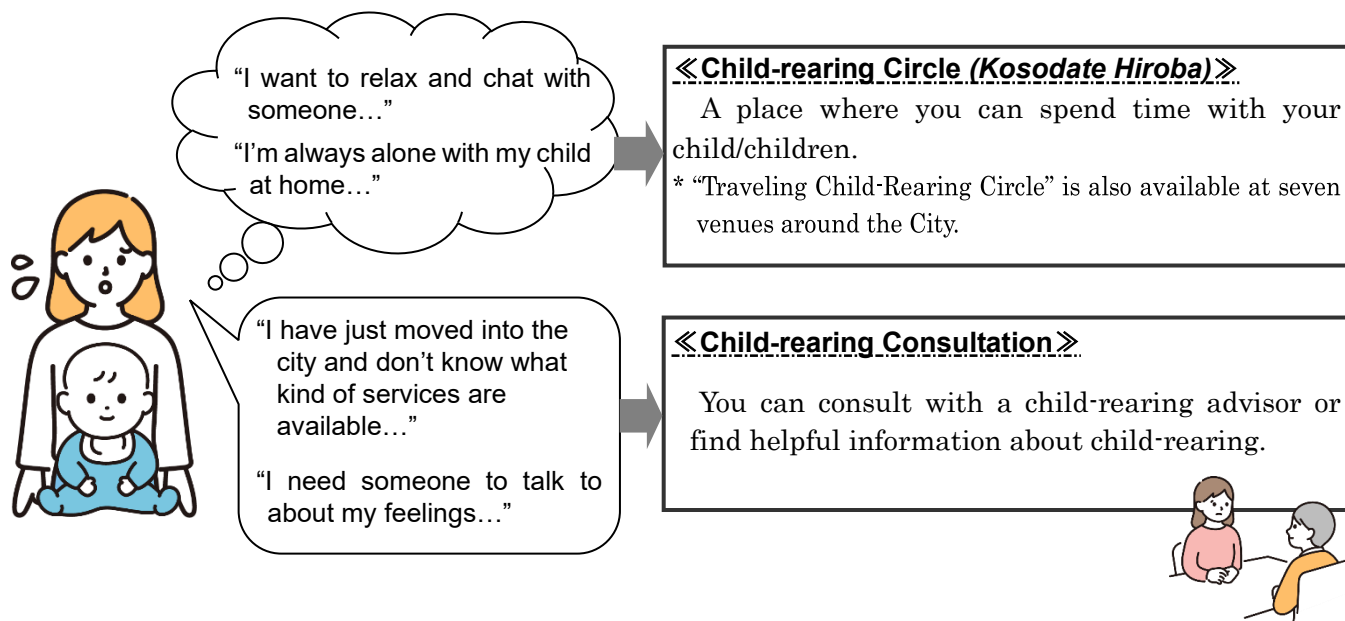
☎ 0466-50-3580

25. Child-Rearing Support Programs



A. Child-rearing Support Center

There are four Child-rearing Support Centers in Fujisawa. You can talk to or consult with the Child Rearing Advisors about child-rearing, and children can play around freely without any charge.



Child-rearing Support Center

Open: Monday-Saturday (Closed: Sunday, Holiday, Yearend, New Year's Holidays)

<p><u>Fujisawa Child-rearing Support Center</u> (Waku Waku Hiroba) ☎ 1-11-5 Kugenuma Ishigami, Fujisawa (Inside Fujisawa Nursery School)</p>	<ul style="list-style-type: none"> • Child-rearing Circle (Kosodate Hiroba): 9:30 am - 3:30 pm • Consultation: 9:00 am - 5:00 pm <p>☎ & Fax 0466-22-7037</p>
<p><u>Shonandai Child-rearing Support Center</u> (Pyon Pyon Hiroba) ☎ 1-8 Shonandai, Fujisawa (B1 floor of Shonandai Cultural Center)</p>	<ul style="list-style-type: none"> • Child-rearing Circle (Kosodate Hiroba): 9:00 am - 4:30 pm • Consultation: 8:30 am - 5:00 pm <p>☎ 0466-42-5533 [Fax 0466-42-5539]</p>
<p><u>Tsujido Child-rearing Support Center</u> (Poka Poka Hiroba) ☎ 1-3-39 Tsujido Kandai, Fujisawa (2nd floor of Takagi Biru (Building))</p>	<ul style="list-style-type: none"> • Child-rearing Circle (Kosodate Hiroba): 9:00 am - 4:30 pm • Consultation: 8:30am-5:00pm <p>☎ 0466-33-2311 [Fax 0466-33-2332]</p>
<p><u>Mutsuai Child Care Support Center</u> (Uki Uki Hiroba) ☎ 4-8-1 Kameino, Fujisawa (2nd floor of Mutsuai Community Center)</p>	<ul style="list-style-type: none"> • Child-rearing Circle (Kosodate Hiroba): 9:00 am - 4:30 pm • Consultation: 8:30 am - 5:00 pm <p>☎ 0466-81-7722 [Fax 0466-81-7721]</p>
















B. Gathering Spaces (*Tsudoi no Hiroba*)

It is a place where child-rearing adults and their children can play and exchange with each other. You can talk with other people and share information, or consult a childcare advisor. You can use this homelike atmosphere place freely with no charges.



Gathering Space (*Tsudoi no Hiroba*)

<p><u>Kugenuma Gathering Space (<i>Kugenuma Tsudoi no Hiroba</i>)</u>  2-10-34 Kugenuma Kaigan, Fujisawa (2nd floor of the New Building at Kugenuma Community Center)</p>	<p>Tue, Fri, Sun (Closed on the 3rd Friday, Holidays, Year end and New Year)  9:30 am - 3:30 pm  0466-35-2366</p>
<p><u>Zengyo Gathering Space (<i>Zengyo Tsudoi no Hiroba</i>)</u>  1-26-6 Zengyo, Fujisawa (Inside Kosodate Salon AIUEO)</p>	<p>Sun-Fri (Closed on the 2nd Thursday, Saturday, Holidays, Year end and New year)  10:00 am - 4:00 pm (Sun: 10:00 am -3:00 pm) (Offered four times per month)  0466-82-0306</p>
<p><u>Fujigaoka Gathering Space (<i>Fujigaoka Tsudoi no Hiroba</i>)</u>  2-3-5 Fujigaoka, Fujisawa (2nd floor of Fuji-teria)</p>	<p>Mon-Fri (Closed on Holidays, Year end and New year)  9:30 am - 3:30 pm  0466-25-2611</p>
<p><u>Nakasato Gathering Space (<i>Nakasato Tsudoi no Hiroba</i>)</u>  Nakasato Kodomo no Ie 1721 Uchimodori, Fujisawa (Inside <i>Nakayoshi Toride</i>),</p>	<p>Mon, Wed, Fri (Closed on Holidays, Year end and New year)  10:00 am - 3:00 pm  0466-48-4310</p>



C. Family Support Center Program

The Family Support Center Program is a mutual support system in which local residents become members either as those who wish to entrust their children to others or as those who provide childcare. The program helps parents with young children raise them with greater ease. It is intended for children from infancy through the sixth grade of elementary school. Please note that a fee is charged when using the service.



◆ Available Services:

- Accompaniment to and from nursery schools or kindergartens, childcare until parents return home
- Accompaniment to and from After School Activity Clubs, childcare until parents return home
- Childcare while parents are out for refreshment, such as going to a hair salon or a concert
- Childcare when the child is unable to attend nursery school due to illness or other circumstances (childcare for sick/recovering children)
- Childcare while the parents are on an overnight business trip (Childcare is not available when a child is ill.)



◆ **Service Fees:** Base rate per child per hour

6:00am 10:00pm	Monday-Friday	¥700
	Sat/Sun/Holidays/Year end and New Year	¥900
10:00pm 6:00am (Next Morning)	Looking after sick or recovering child	¥900
	¥900	
	*¥450 for overnight stay if child is 3 years old or older	
	*Sick or recovering child may not use the service	

- * For the first hour, the full hourly rate applies, even if service is used less than one hour.
- * After the first hour, half the hourly rate will be charged for every additional 30 minutes.
- * Transportation and other expenses are the responsibilities of the person who requests the childcare service.

◀ **Contact** (In Japanese) ▶

▮ **Office of Fujisawa Family Support Center**

☎ 0466-50-8242 [Fax 0466-50-8257]

📍 1-1 Asahi-cho, Fujisawa, on the 2nd Floor of Fujisawa City Hall Annex Building

*For more information, please contact the Fujisawa Family Support Center on Mon-Fri between 9:00am-5:00pm by phone.

*Closed on Sat, Sun, Holidays, Year end and New Year (Dec. 29-Jan. 3)

D. Short-Term Stay (overnight childcare) and Twilight Stay (Evening to Nighttime Childcare) Programs

These programs provide childcare services that can be used when the parents temporarily have a difficulty taking care of their children due to illness, childbirth, business trip, overtime work, or ceremonial occasions. There are facilities where you can entrust your child aged 2 through the 6th grade of elementary school.



There are two types of childcare services: “Short-Term Stay” which is an overnight childcare, and “Twilight Stay” which is an evening to nighttime childcare. Advanced registration is required. Please inquire for the details such as the registration process and the usage fees.

◀ **Contact** (In Japanese) ▶

Child and Family Center / Kodomo Katei Center ☎ 0466-50-3569



E. After School Activities Club for Children/*Houkago Jido Club*

There are after school activities clubs/*houkago jido club* in every elementary school district.

After school activities clubs are the clubs that look after elementary school students whose parents are away from home on work or other reason.

Usage fees may vary depends on the grade of a student and income of the parents.



Name of elementary school	Name of Club	Phone (Japanese)
Shonandai ☆	Aozora Shonandai	0466-29-2955
Mutsuai ☆	Aoi KID'S Club	0466-84-1120
Tenjin ☆	Etosu Jido Club	0466-90-4872
Kameino	Kameino Yancha Club	0466-21-8720
	Kamenoko Club	0466-21-6007
Oba	Ohisama Kodomo Club	0466-86-3087
Okoshi	Green Club Shonan Okoshi	0466-90-5151
	Green Club Shonan Okoshi 2	0466-81-9119
Fujisawa ☆	Sky Fujisawa	0466-41-9955
Honcho	Shiinomi Club	0466-53-7711
	Sakura Club	0466-55-2125
Daigiri ☆	Shonan Kodomo-mura Sirius	0466-47-6801
Takaya	Takaya Kodomo Club 1st floor East	0466-22-9876
	Takaya Kodomo Club 2nd floor East	0466-65-0507
	Takaya Kodomo Club West	0466-27-9653
Yamatsu	Yamatsu Kodomo Club 1st floor East	0466-36-4150
	Yamatsu Kodomo Club 2 nd floor East	0466-90-3719
	Yamatsu Kodomo Club West	0466-21-7266
Kugenuma ☆	Aozora Kugenuma	0466-47-7003
Tsujiido ☆	Aozora Tsujido	0466-53-8669
	Nanairo Tsujido	0466-47-9001
	Soleil Tsujido	0466-21-9299
Koyo ☆	Nanairo Koyo	0466-54-9444
Shinbayashi ☆	Mo-ne Shinbayashi Jido Club	0466-55-6055
	Mo-ne Ishigami Jido Club	0466-29-3830
Muraoka ☆	Fujikko Gakudo Club	0466-63-3971
Daido ☆	Del Sol Kids Club	0466-53-8078
Chogo, Fujimidai, Goshomi, Nakasato, Akihadai, Ishikawa, Matano, Takinosawa, Komayose, Koito, Zengyo, Meiji, Hatori, Oshimizu, Takasuna, Hamami, Konan, Katase	Clubs operated by Fujisawa-shi Mirai Sozo Zaidan	0466-21-6709

A "☆" after the name of elementary school indicates that the school district also has a club operated by Public Interest Incorporated Foundation, Fujisawa-shi Mirai Sozo Zaidan. Phone: 0466-21-6709



F. Children's House/*Jido-kan*

Children's house/*Jido-kan* is a playing place that children 18 years old and younger can use. Young child should be accompanied by an adult.

In order not to get injured nor cause trouble to others, please follow the rules and play nice.

«Contact (In Japanese)»

Name of children's house	Address	Phone
Daigiri Jido-kan: Girikko land	976 Daigiri, Fujisawa	0466-50-7543
Tsujido Jido-kan: Tsujidomu	2-16-18 Tsujido Higashikaigan, Fujisawa	0466-36-0893
Koyo Jido-kan: Wanpaku world	3-16-9 Kugenuma Sakuragaoka, Fujisawa	0466-50-4150
Tsujido Sunayama Jido-kan: Gu-choki-pa	2-1-14 Tsujido Nishikaigan, Fujisawa	0466-35-3959
Ishikawa Jido-kan: Bokenjima	1-1-21 Ishikawa, Fujisawa	0466-88-1888

G. Children's Community House/*Chiiki Kodomo no Ie*

Children's community house/*Chiiki kodomo no ie* is a playing place that children who attend junior high schools and younger can use.

Young child should be accompanied by an adult.

In order not to get injured nor cause trouble to others, please follow the rules and play nice.



«Contact (In Japanese)»

Name of children's community house	Address	Phone
Shonandai Kodomono Ie: Maruta-goya	4-20-7 Shonandai, Fujisawa	0466-45-4392
Katase Kodomono Ie: Katase kodomo land	2-3-4 Katase, Fujisawa	0466-27-7409
Hatori Kodomo no Ie: Hatorinbo	4-3-16 Hatori, Fujisawa	0466-33-6334
Nakasato Kodomo no Ie: Nakayoshi toride	1721 Uchimodori, Fujisawa	0466-48-4310
Fujisawa Kodomo no Ie: Fujikko toride	1-12-17 4 th floor of F Place, Hon-cho, Fujisawa	0466-24-3775
Kugenuma Kodomo no Ie: Kugekko toride	4-3-2 Honkugenuma, Fujisawa	0466-34-7937
Okoshi Kodomo no Ie: Okkosi morinko house	2-8-3 Zengyozaka, Fujisawa	0466-81-9653



Name of children's community house	Address	Phone
Oba Kodomo no Ie: Chibikko dome	5307-1 Oba, Fujisawa	0466-87-4235
Mutsuai Kodomo no Ie: Donguri kororin	548-6 Kameino, Fujisawa	0466-81-4263
Chogo Kodomo no Ie: Wanpaku-jyo	2195-1 Takakura, Fujisawa	0466-45-0080
Konan Kodomo no Ie: Hyokkori Konan-jima	5-11-8 Kugenumakaigan, Fujisawa	0466-36-1988
Yamatsu Kodomo no Ie: Matsubokkuri	1-9-16 Tsujido Motomachi, Fujisawa	0466-34-4331
Hon-cho Kodomo no Ie: Genki okoku	3-11-3 Hon-cho, Fujisawa	0466-28-4899
Akihadai Kodomo no Ie: Chibikko paradise	3096-2 Endo, Fujisawa	0466-87-4225
Takaya Kodomo no Ie: Yuyu land	3-8-70 Watauchi, Fujisawa	0466-28-8839
Matano Kodomo no Ie: Matanokko house	3227-3 Kameino, Fujisawa	0466-83-1148
Muraoka Kodomo no Ie: Nobinobi land	1-12-15 Mirokuji, Fujisawa	0466-26-9311
Daido Kodomo no Ie: Wakuwaku land	2-3-5 Fujigaoka, Fujisawa	0466-23-1580

《Contact (In Japanese)》

Youth Division / Seishonen Ka ☎ 0466-50-8251

26. Child Health Services



A. Periodic Vaccination

*Please make an appointment with a designated medical institution to receive a vaccination. When you are visiting the institution, bring Maternal and Child Health Handbook and an ID that shows your address and date of birth of your child such as Pediatric Medical Certificate (*Shoni Iryo Show*) and Health Insurance Card.

Type of vaccination		Applicable age Starting age of vaccination		Frequency and standard vaccination schedule	
Rotavirus	Mono valent	From 6 weeks 0 day to 24 weeks 0 day of age	Initial dose must be administered by 14 weeks 6 days of age	Twice with an interval of more than 27 days	
	5 valence	From 6 weeks 0 day to 32 weeks 0 day of age		Three times with an interval of more than 27 days between each dose	
Hepatitis B		By 1 year old *Standard vaccination period is between 2 months and 9 months of age		Twice with an interval of more than 27 days; the third time should have an interval of more than 139 days from the initial vaccination	
Pediatric pneumococcal vaccine		Between 2 months and by 5 years of age	Starting age of vaccination	Initial	Three times with intervals of more than 27 days by 2 years of age *The second time should be given by 1 year of age; the third time would not be given if a child is over 1 year of age
			From 2 months to 7 months of age	Booster	Once with an interval of more than 60 days and that should be after the day the child reaches 12 months of age after the initial vaccination
			From 7 months to 12 months of age	Initial	Twice at an interval of more than 27 days *The second time should be given by 2 years of age; the second time would not be given if a child is over 2 years of age
				Booster	Once after the initial vaccination with an interval of more than 60 days and that should be after the day the child reaches 12 months of age
		From 1 year to 2 years of age	Twice with an interval of more than 60 days		
		From 2 years to 5 years of age	Once		
DTP-IPV-Hib combination vaccine (Diphtheria/ Tetanus/ Pertussis/ Inactivated Polio Vaccine, Haemophilus influenza type b)	Phase 1 Initial	Between 2 months and by 7 years and 6 months of age	Three times with intervals of 20 to 56 days		
	Phase 1 Booster		Once with an interval of 12 to 18 months after the phase 1, initial vaccination		
	Phase 2	Between 11 years and under 13 years of age © Diphtheria and tetanus combined vaccine would be given at Phase 2	Once		
BCG		By turning 1 year of age *Standard vaccination period is between 5 months and 8 months of age		Once	
Measles-rubella vaccine (MR)	Phase 1	Between 1 year and by 2 years of age		Once	
	Phase 2	Between 5 years and under 7 years of age and one year prior to school enrollment		Once	



Type of vaccination		Applicable age Starting age of vaccination	Frequency and standard vaccination schedule
Chickenpox		Between 1 year and by 3 years of age	Twice with an interval of more than 3 months
Japanese encephalitis *1	Phase 1 Initial	Between 3 years and by 7 years and 6 months of age	Twice at an interval of 6 to 28 days
	Phase 1 Booster	*May receive the vaccination from 6 months of age if there is special condition	Once at an interval of approximately 1 year after the phase 1, initial vaccination
	Phase 2	Between 9 years and under 13 years of age	Once
HPV vaccine (Cervical cancer vaccine)*2		Girls between the 6 th grade in elementary school and 1 st year in high school	2 or 3 times

*1 Persons born between April 2, 1995 and April 1, 2007, who have not completed the Phase 1 or Phase 2 vaccination series may receive the remaining doses until they turn 20.

*2 Females born between April 2, 1997 and April 1, 2009, who received only one or two doses of the HPV vaccine between April 1, 2022 and March 31, 2025 and not yet completed the full vaccination series, may receive the remaining doses by March 31, 2026.

* You can download foreign language versions of “Vaccination and Children’s Health” from Website of “Foundation of Vaccination Research Center” (<http://www.yoboseshu-rc.com/publics/index/8>). Please refer to it for further information about vaccination.

«Contact (In Japanese)»

Health Promotion Division / Kenko Zukuri Ka, South Health Center

☎ 0466-21-7351



B. Health Checkups for Infants and Toddlers

The City provides health checkups for infants and toddlers to promote healthy growth and support child-rearing.

○ Health Checkup for One-Month-Old Infants

The City provides a subsidy to cover a part of the health checkup fee for one-month-old infants. You may use a voucher at a designated medical institution within the prefecture. If you were unable to use a voucher—for example, due to giving birth at your parents’ home outside the prefecture—and had to pay the full amount, you may be eligible for a refund.

○ Health Checkups for Children Aged 4 Months, 9–10 Months, 18 Months, 2 Years, and 3.5 Years

Age group(s)	Contents	Place	Checkup type	
Aged 4 months	Health checkup	Designated medical institutions	Individual	Make an appointment with a designated medical institution by phone
Aged 9 to 10 months				
18 months	Health checkup	South Health Center North Health Center	Group	Those who are subject will receive notification
2 years and 6 months	Dental checkup			
3 years and 6 months	Health checkup			

«Contact (In Japanese)»

Parent-Child Wellness Division / Oyako Sukoyaka Ka

• South Health Center ☎ 0466-50-3522

• North Health Center ☎ 0466-50-8215



C. Child Health Consultation

The City of Fujisawa provides consultation services given by health nurses, dietitians and dental hygienists on concerns regarding health, diet, childcare and teeth.

«Contact (In Japanese)»

Parent-Child Wellness Division / *Oyako Sukoyaka Ka*

- South Health Center ☎ 0466-50-3522
- North Health Center ☎ 0466-50-8215



D. Information about Child Medical Expense Subsidy

- The city subsidizes the medical expenses for children’s illness or injury
- "Child Medical Certificate" to be shown at medical institutions will be issued

Please apply if the conditions are applicable to your situation.

Fees for medical check-ups, treatments or medicine which are not covered by the public health insurance will not be subsidized.

Eligible Person	Child of ages between 0 – 18 (until the closest March 31 after turning 18) who is covered by a public health insurance
Place to submit application	<ul style="list-style-type: none"> • Child Rearing Provision Division • Community Centers (except for Fujisawa Community Center) • Ishikawa Branch

E. Medical Expense Subsidy for a Single-Parent Family

- The city subsidizes the medical expenses to treat illness or injury for a person who is covered by a public health insurance and is rearing a child on his/her own (or, who is fostering a child in place of the parents), and for the child
- "Single Parent Medical Certificate" to be shown at medical institutions will be issued
- Please apply if the conditions are applicable to your situation.
- Fees for medical check-ups, treatments or medicine which are not covered by the public health insurance will not be subsidized.



Eligible Person	<p>person who is covered by a public health insurance and is rearing a child on his/her own (or, who is fostering a child in place of the parents), and for the child (until the closest March 31 after the child turns 18, but if the child is still in high school or has a severe disability, until turning 20)</p> <p>(Even if not rearing on his/her own, there are cases that the allowance is granted, if either of the parents has a considerably severe disability.)</p>
Place to submit application	<ul style="list-style-type: none"> • Child Rearing Provision Division

«Contact (In Japanese)»

Child Rearing Provision Division / *Kosodate Kyufu Ka* ☎ 0466-50-3580

27. Child Care & Education



A. Daycare Center (Nursery School)/Kindergarten

Day care centers (nursery schools) provide childcare for preschool aged children at the facilities when their parents are working or become ill and cannot take care of the children at home.

Kindergartens take care of children who are 3 years and older up to preschool age, and aiming to improve both physical and psychological development of the children through kindergarten life.

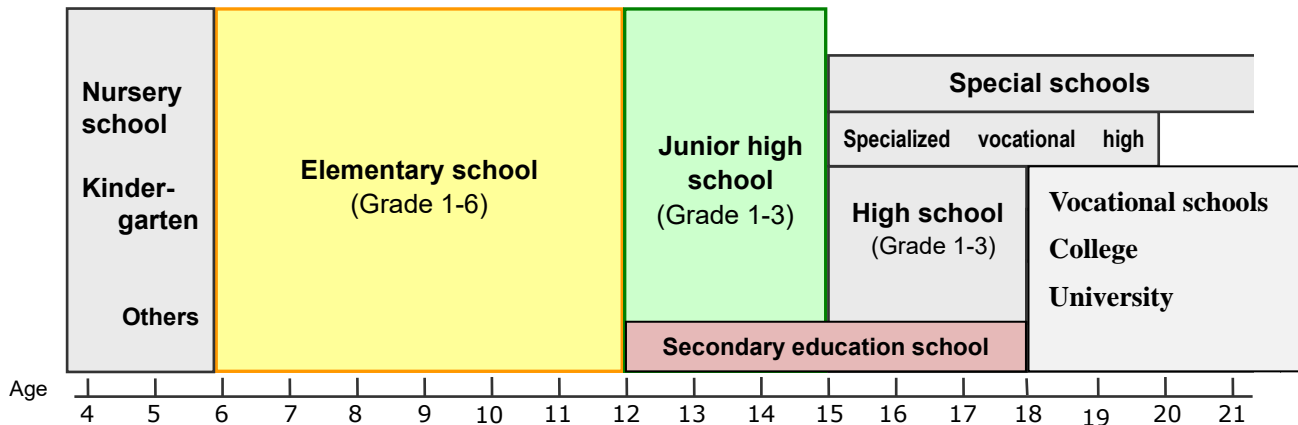
	Daycare centers (nursery schools)	Kindergartens
	<ul style="list-style-type: none"> ● Fujisawa public nursery school14 ● Corporate nursery school75 ● Small sized nursery service22 ● Home nursery service2 	<ul style="list-style-type: none"> ● Private kindergarten32 <p>*Including three certified centers for early childhood education and care</p>
Age	Children 0-6 years old (preschool age)	Children 3-6 years old (preschool age)
Hours	Up to 7:00am-7:00pm (municipal nursery schools)	Around 4 hours per day
Drop off and pickup	Parents drop-off children and pickup from the nursery school	Some kindergartens operate pickup buses
Fee	The amount to be paid to the daycare center/nursery school is a sum of the childcare fee and the cost of the meals. The childcare fee is determined based on the amount of the municipal tax imposed on the guardian.	Please inquire each kindergarten about their fees.
Remarks	<ul style="list-style-type: none"> ● Children in three-year-old up to five-year-old classes are exempt of the nursery fees ● Eligibility for nursery use is assessed based on the parents' circumstances, such as employment, pregnancy, childbirth, caregiving, job-seeking, or school-attendance. 	
Enrollment application	Child Care Division on the 3 rd floor of the City Hall Main Building Note: You are required to visit the nursery school before submitting an application for enrollment. Please refer to the list of licensed nursery schools. ⇒	Kindergarten you wish your child to be enrolled * Please contact each Kindergarten for applications.
Contact (In Japanese)	Child Care Division/ <i>Hoiku Ka</i> ☎0466-50-3526	Each kindergarten * List of Kindergartens (only in Japanese) is available at Child Care Division/ <i>Hoiku Ka</i>



B. Elementary School/Junior High School

A nine-year compulsory education which consists of a six-year elementary school (age 6-12) and a three-year junior high school (age 12-15) education is provided in Japan.

The children will attend designated public elementary or junior high school determined by where they live.



A child who has a foreign nationality and has completed resident registration with the City may attend a school. If you wish your child to attend a public elementary or junior high school, please take a procedure at the Board of Education. Please bring the Foreign Resident Registration Card of your child with you.

◆ Tuitions and School Expenses

Public elementary or junior high schools are tuition-free. Textbooks are also free.

However, you need to pay the costs for necessary items for studying in a school that include a school uniform, a satchel for an elementary school student and stationery and the fees for school meal.



◆ School Attendance Support Program (Financial Assistance)


If income of parents is low, the costs for necessary items for studying in a school that include a school uniform, a satchel for an elementary school student and stationery and the fees for school meal will be paid. Please go through the procedure at school.





◆ International Class, Japanese Language Coach and Japanese Language Training Class

Although classes are conducted in Japanese, Japanese coaching assistance is available as well. If you wish to receive the assistance, please consult with teachers in the school.

International class	<ul style="list-style-type: none"> • According to Japanese skills of student, he/she attends a “Pickup class” to learn Japanese at the international class a few times a week during Japanese literature or mathematic classes 	Shonandai, Chogo, Fujimidai Ishikawa, Goshomi, Mutsuai, Takinosawa, Daido Elementary Schools, Takakura, Chogo, Shonandai Junior high schools
Japanese language coach	<ul style="list-style-type: none"> • Giving individual lesson at school once or twice a week • Correspondence language: Spanish, Portuguese, English, Chinese, Vietnamese, Thai, Tagalog, Korean, Indonesian 	Fujisawa public schools 
Japanese Language Training Class	<ul style="list-style-type: none"> • Students of foreign origin who attend public elementary/junior high school in Fujisawa that has no international class can take Japanese language trainings. 	Japanese Language Training Class at Shonandai Elementary School

《Contact》

School Affairs and Health Division / *Gakumu Hoken Ka* ☎ 0466-50-3558

Education Guidance Division / *Kyoiku Shido Ka* ☎ 0466-50-3559



28. Fujisawa's Sister & Friendship Cities

The City of Fujisawa has four overseas cities and one domestic city as its sister/friendship cities. Fujisawa conducts cultural exchange, citizen exchange and other programs with respective cities. These five sister/friendship cities are introduced in this chapter.

City of Miami Beach (United States of America)

Sister city partnership date: March 5, 1959

- Population: Approx. 80,000
- Characteristics: Since Miami Beach has mild weather throughout the year, many tourists from in and out of the country visit the city. Therefore, tourism is the main industry.
- History of partnership: Mayor of Miami Beach found out that Fujisawa was looking for a sister city in the USA and since there were similarities between the cities, sister city partnership was offered. In 1959, Fujisawa organized partnership with Miami Beach.



City of Matsumoto (Nagano Prefecture, Japan)

Sister city partnership date: July 29, 1961

- Population: Approx. 240,000
- Characteristics: Matsumoto is a castle town with a national treasure of Matsumoto Castle, surrounded by other historical buildings and streets, nestled between the Yari-Hodaka Mountain Range and Utsukushigahara Plateau. It has a great difference in temperature throughout a year and even within a day. Amount of precipitation is low and it is cool and pleasant after sunset in the summer, while temperature falls below minus 10 degrees Celsius and gets very cold in the winter.
- History of partnership: The city is surrounded by the North Alps and Utsukushigara Plateau, while Fujisawa is called as the “Miami Beach of East”. Matsumoto “The city with the mountains” and Fujisawa “The city with the ocean” had long been attracted to each other. The “Reception between Citizens of Ocean and Mountain” held in 1960 led the cities to conclude a partnership a year after.



City of Kunming (People's Republic of China)

Friendship city partnership date: November 5, 1981

- Population: Approx. 8,600,000
- Characteristics: The city locates in the southwest, adjacent to Vietnam, Laos, and Myanmar. It is the capital city of Yunnan Province and the center of politics, economics, and cultural exchange. Other than Han Chinese, 25 ethnic minorities live there. While the city faces the large Lake of Kunming on the south, it is surrounded by mountains on three sides. It is located on highlands, 1,900m above sea level and average temperature is 14.5 degree Celsius and the weather is mild.





- History of partnership: Nie Er, the composer of national anthem of China, “March of the Volunteers” played an important role for partnership. He is said to be the musician who led Chinese contemporary music. He passed away when he was swimming at the Kugenuma seashore in 1935, the year he arrived to Japan. Mourning for his death at the age of 24 in a foreign land, Fujisawa citizens built a monument. This event led to interaction between two cities and developed to concluding a friendship partnership.



(Monument of Nie Er)

City of Windsor (Canada)

Sister city partnership date: December 2, 1987



- Population: Approx. 230,000
- Characteristics: The city is next to the City of Detroit, US and across the Detroit River. From April to October, the weather is mild and pleasant. There are many industries including processing, tourism, agriculture (particularly cultivation of roses), and mining.
- History of partnership: Knowing similarities in climate, culture, and industries of Windsor and Fujisawa, the Japanophile in Windsor made an opportunity of citizen exchange program for the two cities and later the cities concluded a partnership.



City of Boryeong (Republic of Korea)

Sister city partnership date: November 15, 2002



- Population: Approx. 100,000
- Characteristics: The city of Boryeong is 180km away to the south from the capital, Seoul, and is a rich nature resort with 78 islands and historical remains. As sea mud with rich mineral is famous, the “Mud Festival” is held every year and the city becomes lively with many tourists from both in and out of the country.
- History of partnership: Fujisawa Junior Sports Club has been playing friendly football matches since 1972 and the team of elementary school students has been playing basketball with children from Korean since 1989. In 1999, those games led to active interaction between Boryeong and Fujisawa, and Fujisawa accepted the proposal of partnership from Boryeong and concluded a partnership.



《Contact (In Japanese)》

Human and Gender Rights Promotion Division with Peace and International Affairs / *Jinken Danjo Kyodo Heiwa Kokusai Ka* ☎ 0466-50-3501

Receive Information from the City on LINE

The City of Fujisawa recommends following (adding) its official LINE account to receive updates and information.

There are two ways to follow;

- Scan the code on the right
- Open the “Add Friends” screen on LINE and search for @fujisawacity



Guide to City Facilities

Community Centers

The City of Fujisawa operates 13 community centers and three branches throughout the city.

	Facility Name	☎ Phone	📍 Address
Community Centers	Mutsuai Community Center	0466-81-6677	4-8-1 Kameino, Fujisawa
	Katase Community Center	0466-27-2711	3-9-6 Katase, Fujisawa
	Meiji Community Center	0466-34-3444	1-11-23 Tsujido Shinmachi, Fujisawa
	Goshomi Community Center	0466-48-1002	1760-1 Uchimodori, Fujisawa
	Endo Community Center	0466-87-3009	2984-3 Endo, Fujisawa
	Chogo Community Center	0466-44-1622	513 Chogo, Fujisawa
	Tsujido Community Center	0466-34-8661	2-1-17 Tsujido Nishi Kaigan, Fujisawa
	Zengyo Community Center	0466-81-4431	1-2-3 Zengyo, Fujisawa
	Shonan Oba Community Center	0466-87-1111	5406-1 Oba, Fujisawa
	Shonandai Community Center	0466-45-1600	1-8 Shonandai, Fujisawa
	Kugenuma Community Center	0466-33-2001	2-10-34 Kugenuma Kaigan, Fujisawa
	Fujisawa Community Center	0466-22-0019	1-12-17 Honcho, Fujisawa, Fujisawa (F-Place)
	Muraoka Community Center	0466-23-0634	1-7-7 Mirokuji, Fujisawa
Community Center Branches	Ishikawa Branch	0466-88-5600	1-1-22 Ishikawa, Fujisawa
	Katase Shiosai Center (Katase Community Center Branch)	0466-29-6668	4-9-22 Katase, Fujisawa
	Saibikan (Fujisawa Community Center Branch)	0466-28-4471	4-6-16 Honcho, Fujisawa



● Services Available at Each Community Center and Branch

Please note that services may differ by community center or branch.

Facility Name	1. Resident Service Section	2. Welfare Services Desk	3. Community Building Section	4. Room Rental Desk
Mutsuai Community Center	○	○	○	○
Katase Community Center	○	○	○	○
Meiji Community Center	○	○	○	○
Goshomi Community Center	○	○	○	○
Endo Community Center	○	○	○	○
Chogo Community Center	○	○	○	○
Tsujido Community Center	○	○	○	○
Zengyo Community Center	○	○	○	○
Shonan Oba Community Center	○	○	○	○
Shonandai Community Center	○	○	○	○
Kugenuma Community Center	○	○	○	○
Fujisawa Community Center	×	×	○	○
Muraoka Community Center	×	○	○	○
Mutsuai Community Center Ishikawa Branch*	○	○	×	×*
Katase Shiosai Center (Katase Community Center Branch)	×	×	×	○
Saibikan (Fujisawa Community Center Branch)	×	×	×	○

*Available as Ishikawa Community Center (Local Residents' House).

● About the Services

Service	Office Hours
<p><u>1. Resident Service Section</u> This section is in charge of services such as issuing resident registration certificates, handling tax payments, and procedures related to the National Health Insurance.</p>	<p>☎8:30am – 5:00pm, Monday – Friday Note: Only issuing of certificates is available between 12:00pm and 1:00pm</p> <p>☎8:30am – 12:00pm, 1:00pm – 5:00pm Saturday, Sunday, Holiday Note: Only family registration notifications are accepted.</p>
<p><u>2. Welfare Services Desk</u> This section is in charge of consultations and procedures related to welfare and child-rearing matters.</p>	<p>☎8:30am – 12:00pm, 1:00pm – 5:00pm Monday - Friday</p>

<p>3. Community Building Section</p> <p>This section handles consultations regarding community concerns and requests, and provides support for lifelong learning programs (such as lectures and classes) as well as lifelong learning activities (such as club support and information services for citizens).</p>	<p>☎8:30am – 12:00pm, 1:00pm – 5:00pm Monday - Friday</p>
<p>4. Room Rental Desk</p> <p>This section handles the rental of community facilities such as meeting rooms, kitchens, and halls.</p>	<p>☎9:00am – 10:00pm (Subject to each facility's available hours)</p> <p>Note: Except for year-end and New Year holidays and facility closure days</p>

📖 Libraries



	Closed Days	☎ Phone	📍 Address
General Public Library	2 nd and 4 th Wednesdays of each month (If it falls on a holiday, closed on the following weekday.)	0466-43-1111	7-18-2 Shonandai, Fujisawa
South Public Library	2 nd Mondays of each month (If it falls on a holiday, closed on the Monday of the following week, provided that it is not a holiday)	0466-27-1044	21-1 Minami Fujisawa, Fujisawa (6 th floor, ODAKYU SHONAN GATE)
Tsujiido Public Library	Every Monday (If it falls on a holiday, closed on the following weekday.)	0466-35-0028	2-15-8 Tsujiido, Fujisawa
Shonan Oba Public Library	Every Monday (If it falls on a holiday, closed on the following weekday.)	0466-86-1666	5406-4 Oba, Fujisawa

- In addition to mentioned above, libraries are closed during a special maintenance period which will be less than 10 days and Year end and New Year.

📖 Others

	☎ Phone	📍 Address
Environmental Processing Center <i>/Kankyo Jigyo Center</i>	0466-87-3912	2023-17 Endo, Fujisawa
Health Center	4F Local Health Administration Division <i>/Chiiki Hoken Ka</i>	
South Health Center	1F Parent-Child Wellness Division <i>/Oyako Sukoyaka Ka</i>	2131-1 Kugenuma, Fujisawa
<i>/Minami Hoken Center</i>	3F Health Promotion Division <i>/Kenko Zukuri Ka</i>	
North Health Center <i>/Kita Hoken Center</i>	Parent-Child Wellness Division <i>/Oyako Sukoyaka Ka</i>	5527-1 Oba, Fujisawa

☞Daily Life Information: Language, Work, and More☜

☞ **Fujisawa Living Guide Video**

The video provides essential information for living in the City in plain Japanese. It is posted on the official website. Please scan the code on the right to view.



☞ **Introduction to Japanese Class in Fujisawa**

The City's official website introduces classes that teach Japanese in Fujisawa. Scan the code on the right for details.



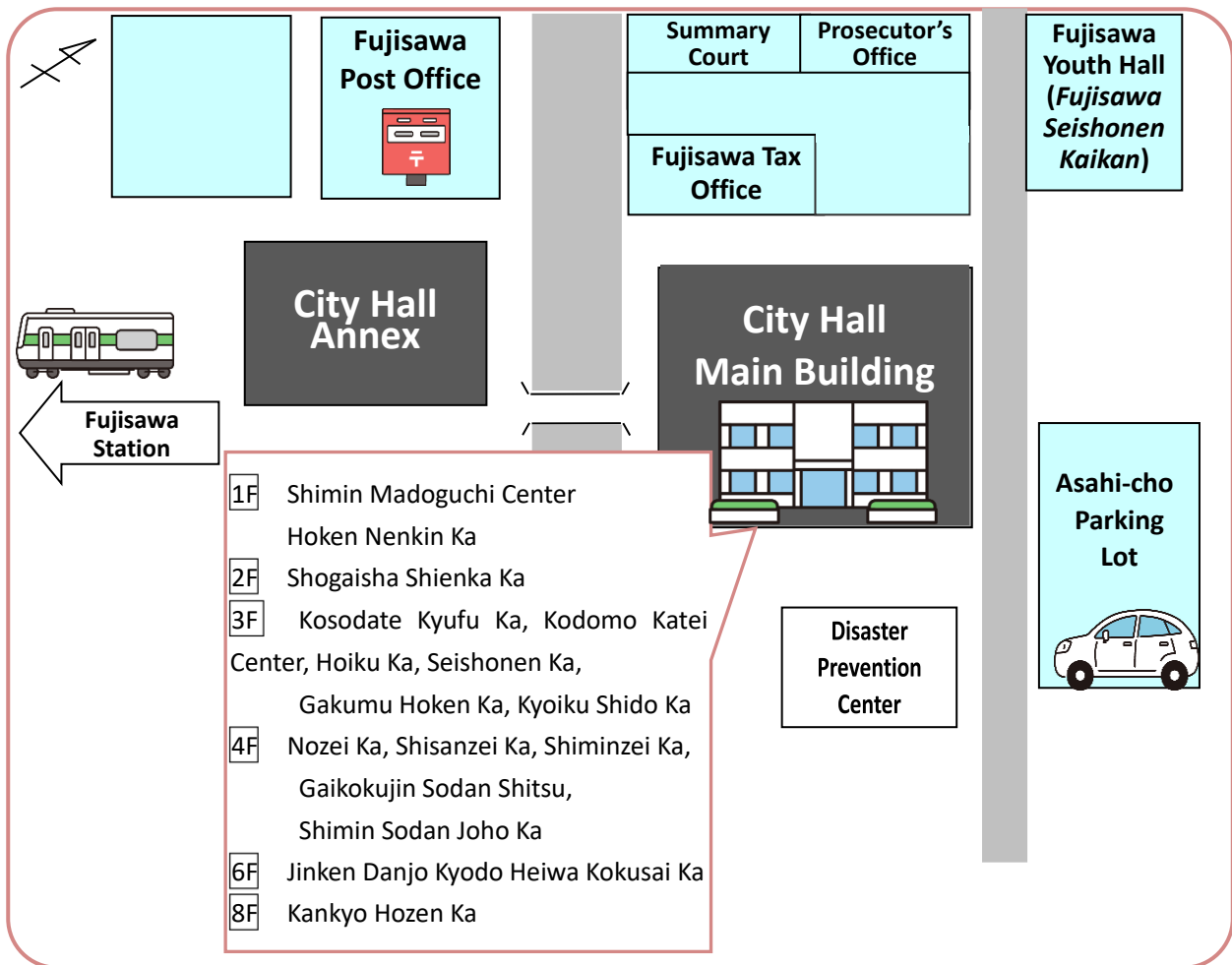
☞ **Guidebook on Living and Working**

Immigration Services Agency publishes, "Guidebook on Living and Working" that contains information for living and working in Japan for foreign nationals without worries. Scan the code on the right for details.



City Hall Floor Guide

1-1 Asahi-cho, Fujisawa
 Mon-Fri 8:30am-5:00pm



Contact Center ☎0466-25-1111 Open Year Around/ 🕒 8:00 – 21:00
 Information service in foreign languages
 (English, Chinese, Korean, Spanish, Portuguese)
 on procedures at the city hall



2025 edition

Fujisawa Living Guide (English)

September, 2025

City of Fujisawa (1-1 Asahi-cho, Fujisawa)

